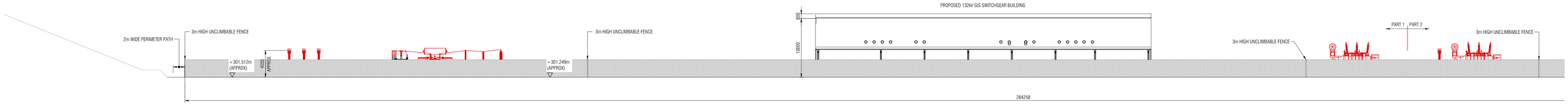

ELEVATION C (PART 1)
SCALE 1:250

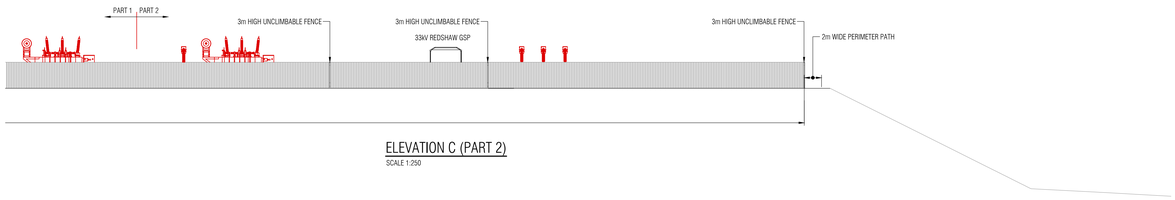

ELEVATION C (PART 2)
SCALE 1:250

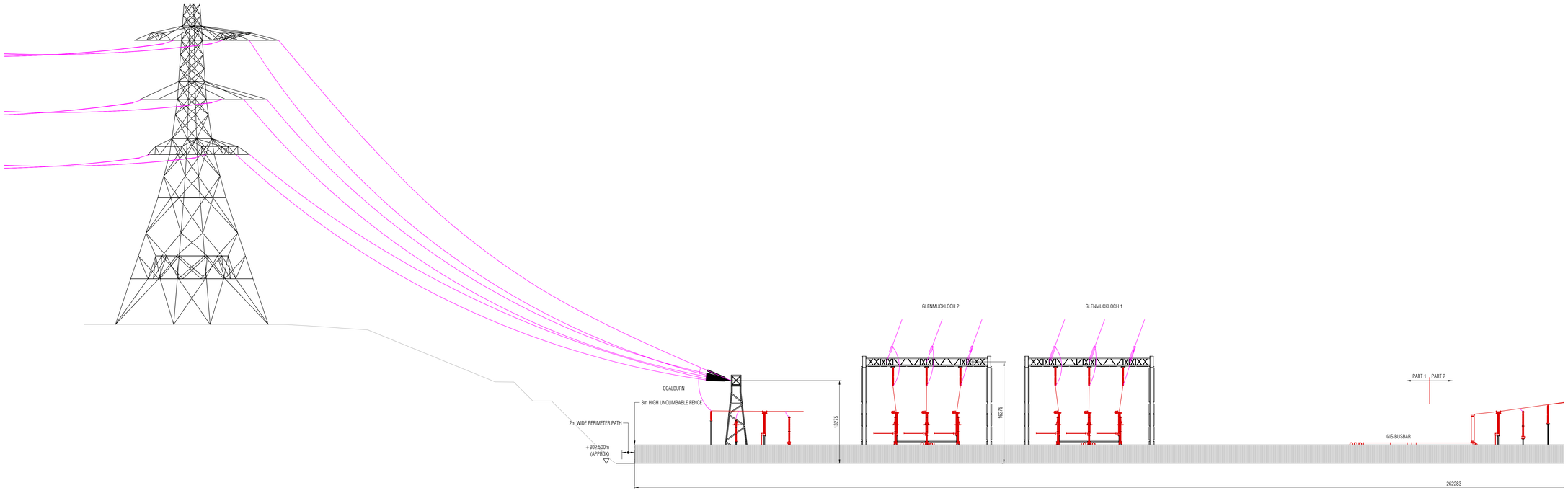

ELEVATION D (PART 1)
SCALE 1:250

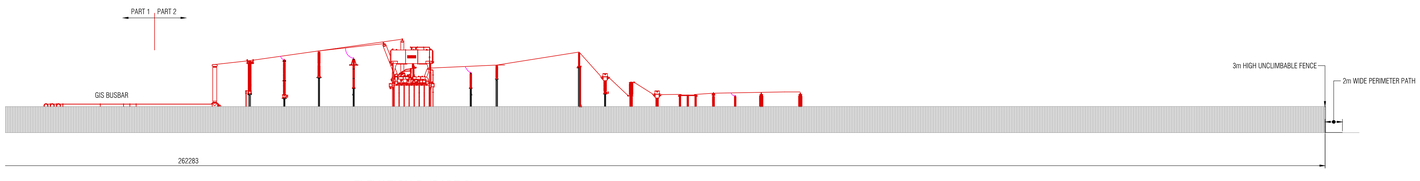

ELEVATION D (PART 2)
SCALE 1:250

0m 2.5m 5m 7.5m 10m 12.5m
SCALE AT 1:250

ASSOCIATED DRAWINGS

BT3423-2-00GF-DA-SPENEK-0110 - SITE LOCATION PLAN
BT3423-2-00GF-DA-SPENEK-0113 - BLOCK PLAN

Rev.	Date	Drawn	Reviewed	Approved	Reason / Description of changes.
0A	07.04.2025	SC	RH	AH	INTERNAL ISSUE FOR REVIEW

Client: SP Energy Networks

Status Stamp:

Project: REDSHAW PROPOSED 400 / 132kV SUBSTATION

Location: DOUGLAS

Contractor:

Status Stamp:

Drg. Title: PROPOSED SUBSTATION ELEVATIONS SHEET 2

Drawn	Rev'd	Apprd

Drg. No.: BT3423-2-00GF-DA-SPENEK-0114
SPEN Ref. No.: -----
Sheet: 2
Rev: 0A
Scale: NOTED
Size: A0

All rights reserved. Total or partial reproduction of this drawing without authorization of the proprietor is prohibited.