



# Network Development Plan



## SP Distribution

## Parts 1 & 2 – Development & Capacity Report

May 2026



# Contents

<b>1</b>	<b>Introduction .....</b>	<b>4</b>
1.1	Who we are .....	4
1.2	Document context and purpose .....	4
<b>2</b>	<b>Understanding the results in this document .....</b>	<b>6</b>
2.1	Network Development Plan results (NDP Part 1).....	6
2.1.1	Types of constraints.....	6
2.1.2	Types of interventions .....	7
2.1.3	Flexibility .....	7
2.2	Network Scenario Headroom results (NDP Part 2).....	9
2.2.1	Demand headroom .....	9
2.2.2	Generation headroom .....	9
2.2.3	Further considerations .....	9
<b>3</b>	<b>Part 1 – Network development information.....</b>	<b>11</b>
3.1	Ayr.....	13
3.2	Bainsford .....	15
3.3	Bathgate .....	16
3.4	Berwick .....	17
3.5	Bonnybridge .....	19
3.6	Braehead Park .....	21
3.7	Broxburn .....	23
3.8	Carntyne .....	24
3.9	Chapelcross .....	25
3.10	Charlotte Street .....	27
3.11	Coatbridge.....	29
3.12	Cockenzie .....	31
3.13	Coylton .....	32
3.14	Crookston .....	34
3.15	Cumbernauld .....	35
3.16	Cupar .....	37
3.17	Currie .....	39
3.18	Dalmarnock .....	41
3.19	Devonside.....	43
3.20	Dewar Place.....	45
3.21	Drumchapel .....	46
3.22	Dumfries .....	48

<b>3.23</b>	<b>Dunbar .....</b>	<b>50</b>
<b>3.24</b>	<b>East Kilbride.....</b>	<b>52</b>
<b>3.25</b>	<b>Easterhouse.....</b>	<b>54</b>
<b>3.26</b>	<b>Eccles .....</b>	<b>56</b>
<b>3.27</b>	<b>Elderslie .....</b>	<b>58</b>
<b>3.28</b>	<b>Erskine .....</b>	<b>60</b>
<b>3.29</b>	<b>Galashiels .....</b>	<b>62</b>
<b>3.30</b>	<b>Giffnock.....</b>	<b>65</b>
<b>3.31</b>	<b>Glenluce.....</b>	<b>67</b>
<b>3.32</b>	<b>Glenniston .....</b>	<b>68</b>
<b>3.33</b>	<b>Glenrothes .....</b>	<b>70</b>
<b>3.34</b>	<b>Gorgie .....</b>	<b>72</b>
<b>3.35</b>	<b>Govan.....</b>	<b>74</b>
<b>3.36</b>	<b>Grangemouth.....</b>	<b>75</b>
<b>3.37</b>	<b>Haggs Road .....</b>	<b>75</b>
<b>3.38</b>	<b>Hawick .....</b>	<b>78</b>
<b>3.39</b>	<b>Helensburgh .....</b>	<b>80</b>
<b>3.40</b>	<b>Hunterston Farm.....</b>	<b>82</b>
<b>3.41</b>	<b>Inverkeithing .....</b>	<b>83</b>
<b>3.42</b>	<b>Johnstone .....</b>	<b>85</b>
<b>3.43</b>	<b>Kaimes .....</b>	<b>87</b>
<b>3.44</b>	<b>Kilbowie II.....</b>	<b>90</b>
<b>3.45</b>	<b>Killermont .....</b>	<b>92</b>
<b>3.46</b>	<b>Kilmarnock South .....</b>	<b>93</b>
<b>3.47</b>	<b>Kilmarnock Town .....</b>	<b>95</b>
<b>3.48</b>	<b>Kilwinning .....</b>	<b>97</b>
<b>3.49</b>	<b>Leven.....</b>	<b>99</b>
<b>3.50</b>	<b>Linnmill.....</b>	<b>101</b>
<b>3.51</b>	<b>Livingston East .....</b>	<b>103</b>
<b>3.52</b>	<b>Maybole .....</b>	<b>105</b>
<b>3.53</b>	<b>Newarthill .....</b>	<b>107</b>
<b>3.54</b>	<b>Newton Stewart .....</b>	<b>109</b>
<b>3.55</b>	<b>Paisley.....</b>	<b>110</b>
<b>3.56</b>	<b>Partick.....</b>	<b>111</b>
<b>3.57</b>	<b>Port Dundas .....</b>	<b>113</b>
<b>3.58</b>	<b>Portobello .....</b>	<b>115</b>
<b>3.59</b>	<b>Redhouse.....</b>	<b>117</b>
<b>3.60</b>	<b>Saltcoats A .....</b>	<b>118</b>

---

<b>3.61</b>	<b>Saltcoats B .....</b>	<b>119</b>
<b>3.62</b>	<b>Shrubhill.....</b>	<b>121</b>
<b>3.63</b>	<b>Sighthill.....</b>	<b>123</b>
<b>3.64</b>	<b>Spango Valley.....</b>	<b>124</b>
<b>3.65</b>	<b>Stirling.....</b>	<b>125</b>
<b>3.66</b>	<b>Strathaven .....</b>	<b>127</b>
<b>3.67</b>	<b>Strathleven .....</b>	<b>129</b>
<b>3.68</b>	<b>Telford Road .....</b>	<b>130</b>
<b>3.69</b>	<b>West George Street .....</b>	<b>131</b>
<b>3.70</b>	<b>Westburn Road.....</b>	<b>133</b>
<b>3.71</b>	<b>Westfield .....</b>	<b>135</b>
<b>3.72</b>	<b>Whitehouse.....</b>	<b>137</b>
<b>3.73</b>	<b>Wishaw .....</b>	<b>139</b>
<b>4</b>	<b>Part 2 – Network scenario headroom.....</b>	<b>141</b>
<hr/>		
<b>4.1</b>	<b>Demand headroom results .....</b>	<b>141</b>
<b>4.2</b>	<b>Generation headroom results .....</b>	<b>142</b>
<b>5</b>	<b>Glossary .....</b>	<b>143</b>
<hr/>		

# 1 Introduction

Welcome to our Network Development Plan (NDP) suite of documents. These explain how we plan to deliver the capacity our customers need to decarbonise, and set out where our network has capacity headroom to accommodate demand and generation growth. Sharing such data and working with our customers and stakeholders are critical to delivering a successful and just transition to Net Zero.

## 1.1 Who we are

We are SP Energy Networks. We own and operate the electricity distribution network in Central and Southern Scotland (our SP Distribution network), and in North Wales, Merseyside, Cheshire, and North Shropshire (our SP Manweb network). It is through these two networks of underground cables, overhead lines, and substations that we provide our 3.5 million customers with a safe, reliable, and efficient supply of electricity.

## 1.2 Document context and purpose

Sharing data is key to the efficiency of the energy system as we decarbonise to Net Zero. It enables customers and stakeholders to assess market opportunities and participate in flexibility markets, in turn promoting the efficiency and competitiveness of these markets. It enables network companies and key stakeholders to work together to promote efficient whole system planning and operation and spur innovation and new solutions benefitting all customers.

In this context, Ofgem introduced Standard Licence Condition 25B to require each DNO to publish a Network Development Plan (NDP), setting out a high-level scope of what was to be included and a Form of Statement was published in December 2021 for DNOs to follow.

The primary objective of the NDP is to provide information on available network capacity to accommodate demand and generation growth, and interventions the DNO plans, which will increase network capacity (such as reinforcement and flexibility use). The NDP is a medium-term outlook, and is designed to sit between Long Term Development Statements (LTDS) looking five-year ahead and long-term 2050 Distribution Future Energy Scenarios (DFES) forecasts.

Each DNO's NDP must cover three main components:

1. **Part 1: Development report** – detailed information on the interventions we plan that will increase capacity. This includes non-load interventions which are not done to provide capacity but will increase capacity nonetheless (e.g. asset management interventions such as replacing an end-of-life transformer with a larger equivalent)<sup>1</sup>.
2. **Part 2: Network scenario headroom report** – the indicative demand and generation capacity available at each primary substation (down to and including the HV busbar). Forecasts are produced for every year for the first 10 years, and then for every five years after that out to 2050. These capacity forecasts must take account of known planned interventions which will increase capacity (i.e. those listed in Part 1).
3. **Part 3: Methodology statement** – a document explaining how we have produced Parts 1 and 2.

Parts 1 and 2 need to be produced for each DNO licence area, down to primary substation group (i.e. the NDP does not include network interventions and capacity headroom for the LV and HV networks).

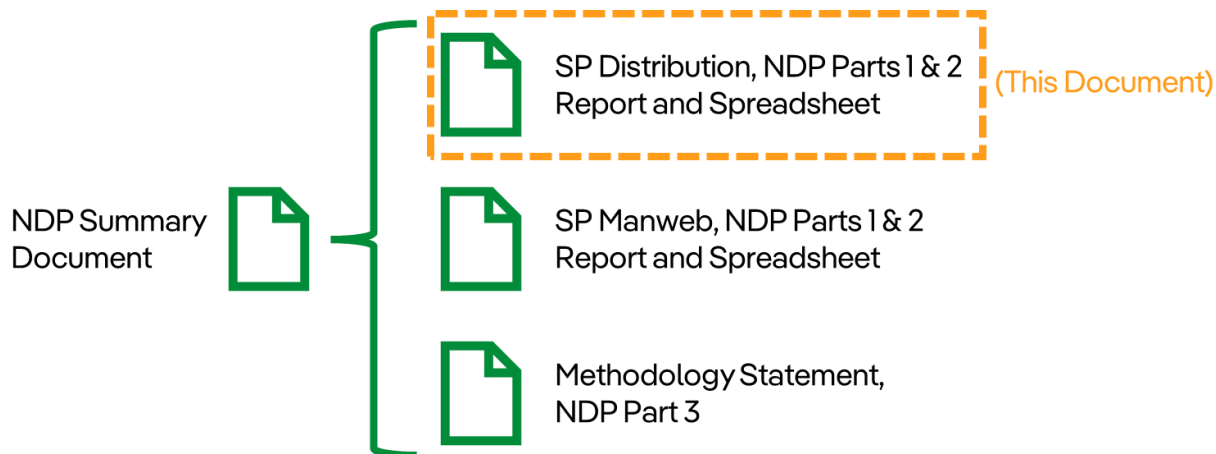
---

<sup>1</sup> Non-load interventions that increase network capacity (included in the document) are assumed to be due to switchgear and transformer asset-risk driven replacements. Where this is done on a like-for-like basis, there will be no network capacity increase.

Therefore, to meet our NDP licence obligation we publish four NDP documents<sup>2</sup>:

1. A **summary** document to introduce our NDP, set out strategic context and summarise the contents.
2. A pdf report and supporting excel datasheet for **SP Distribution**, covering Parts 1 and 2. That is this document and supporting excel datasheet.
3. A pdf report and supporting excel datasheet for **SP Manweb**, covering Parts 1 and 2.
4. A single document for Part 3, covering SP Manweb and SP Distribution together as the **methodology** is the same for each. This includes the consultation feedback we received.

Figure 1 shows the document map for these four documents.



**Figure 1: SP Energy Networks' NDP document map**

In addition to financially approved interventions in RIIO-ED2 (April 2023 – March 2028), for this year's publication, we have also signposted indicative interventions that are being planned for the next price control period, i.e. RIIO-ED3 (April 2028 – March 2033) in NDP Parts 1 and 2.

These signposted RIIO-ED3 interventions remain subject to regulatory approval and are therefore provided for information only. We are preparing for the Draft Submission of our RIIO-ED3 plan to Ofgem in July 2026, followed by Final Submission in December 2026. Ofgem's Final Determination is expected December 2027.

We welcome stakeholder input and engagement throughout our RIIO-ED3 planning process.

<sup>2</sup> [www.spenergynetworks.co.uk/NDP](http://www.spenergynetworks.co.uk/NDP)

## 2 Understanding the results in this document

### 2.1 Network Development Plan results (NDP Part 1)

Our NDP Part 1 outlines the specific details of all the interventions we are planning in the SP Distribution network that increase network capacity. This means that in our NDP Part 1 we have not only included load-driven interventions but also included losses-driven and asset management-driven interventions which increase network capacity, even though this is not the primary reason for the intervention.

We have included interventions that add capacity and are part of our Business Plan for RIIO-ED2 (April 2023 – March 2028). As mentioned in Section 1.2, for this year's publication, we have also signposted indicative interventions that are being planned for the next price control period, i.e. RIIO-ED3 (April 2028 – March 2033) in NDP Parts 1 and 2. These signposted RIIO-ED3 interventions remain subject to regulatory approval and are therefore provided for information only. The capacity headroom results (Part 2) provide an indication of potential future intervention needs for the period between 2028-2035, for the range of scenarios.

The Engineering Justification Papers (EJPs) for each RIIO-ED2 capacity driven intervention are linked to in the NDP Part 1 tables to give transparency in the decision making process at a scheme by scheme level. These are the technical and cost appraisals undertaken to develop robust, efficient, and fully justified intervention plans for our load and non-load plans.

In reviewing the planned network interventions, it is worth noting that the timing and type of network intervention may vary, depending on the rate of change in stakeholder requirements influenced by regional and national policies, requirements for emerging new connections, and further development of flexibility markets.

#### 2.1.1 Types of constraints

There are three main types of network constraint. These are:

**Thermal constraints** – where network current would exceed equipment thermal ratings. Thermal constraints can affect any type of asset at any voltage level. High loadings on certain assets may simply reduce their life, however significant overloading introduces safety risk. For example, an overhead line conductor will sag more if it is overloaded – this may risk the statutory minimum safety clearance distances outlined in the ESQCR<sup>3</sup>.

The thermal loading on each asset is considered against its capability under normal and fault/outage conditions. Equipment thermal ratings are considered to vary seasonally with temperature throughout the year. Cyclic thermal ratings of assets are used when assessing the network under fault/outage conditions. The cumulative time exposure to overloads, and whether equipment has sufficient cool back periods are considered. We prioritise interventions when the network assets are at risk of exceeding 100% of their thermal rating.

**Voltage constraints** – where network voltage would be in breach of statutory limits. Network voltages can be too low (usually caused by excess demand), too high (usually caused by excess generation), or change too quickly (instantaneous change in voltage due to planned/unplanned outages). Voltage excursions can cause damage to customer equipment and network assets, or introduce safety risks.

We have a duty to maintain voltages within the statutory limits at each voltage level. We prioritise interventions when the network is at risk of breaching these limits.

**Fault current constraints** – where the network fault current would exceed the fault current rating of switchgear. If this happened, it would represent a serious safety risk as the network could not be safely isolated in the event of a fault. Fault current constraints can affect equipment at any voltage level.

Circuit breakers may be called upon to disconnect faulting equipment from the network; or energise onto faulty or earthed equipment. A range of types of fault (including 3-phase and single-phase faults) are assessed under make and break fault duties. Where substations are approaching switchgear capability or operationally managed, detailed assessments of the maximum fault flows through each individual breaker are undertaken. Substation infrastructure such as busbars, supporting structures, flexible connections, current transformers, and terminations must be capable of withstanding the mechanical forces associated with the passage of high magnitude fault

<sup>3</sup> Electricity Safety, Quality and Continuity Regulations (ESQCR). Available here: <https://www.hse.gov.uk/esqcr/index.htm>




current i.e. through-current withstand duty. Where switchgear is in excess of 95% of equipment or design rating we consider the substation to be constrained.

These constraints can occur together or independently. In all cases, these network constraints are a result of there being insufficient network capacity to accommodate customer power flows.

### 2.1.2 Types of interventions

To resolve constraints we consider a range of flexible, energy efficient, smart, innovative, and conventional intervention solutions. Table 1 shows the six main categories of interventions to add capacity. They are not mutually exclusive, so can be combined to provide capacity.

**Table 1: Types of intervention**

	Intervention Type	Description
	<b>Asset Intervention</b>	Where we permanently increase network capacity by replacing existing assets or adding more assets – for example, a new substation.
	<b>Flexibility Services</b>	Where customers agree to actively manage their demand/generation to help avoid constraints (see Section 2.1.3 for more information).
	<b>Innovative Solutions</b>	
	Smart Network Interventions	Where we look to get more out of existing network capacity.
	Using Enhanced Network Asset Ratings	Where we seek to increase the thermal capacity of individual existing network assets without having to replace them.
	Network Reconfiguration	Where we temporarily or permanently adjust the topography of the network to better match existing network capacity with customer power flows.
	Energy Efficiency	Where customers have agreed to passive measures to manage their demand to help avoid constraints.

### 2.1.3 Flexibility

To meet evolving customer needs, we are developing smarter, more flexible network solutions to help mitigate the need for traditional reinforcement and reduce costs for our customers. This is cheaper for our customers as it enables us to delay expensive reinforcement work for as long as possible.

Flexibility services are where our customers agree to actively manage their demand or generation to help us manage capacity constraints on our network. Flexibility services can help us defer or avoid new network capacity, as it can be deployed more quickly than reinforcement interventions, and can help democratise and bring competition to the energy sector. They provide an agile smart means of managing our network, and are complementary to reinforcement solutions by providing short-term solutions where we need to act quickly or manage uncertainty. They will play a key part in helping to manage the pace of the Net Zero transition.

Given this, we tender for flexibility for all viable network constraints. This helps us understand the availability and cost of flexibility, which we use in our options assessment.

In previous years, we procured the ENA products under Sustain, Secure, Restore and Dynamic. These products have been updated under the 2023 Products Alignment Programme. Table 2 shows the definitions and how the new aligned products are utilised. More information on the aligned products developed by the ENA Working Group is available on the ON Flexibility Products Review and Alignment page on the ENA website<sup>4</sup>.

When we tender for flexibility we state the location, service product (see Table 2<sup>(001)</sup>), service window and time (e.g. 4-6pm weeknights between October and March), required magnitude (MW/MVAr), and any other necessary technical parameters (e.g. response time). In some cases, we will also send ceiling price information.

<sup>4</sup> [https://www.energynetworks.org/publications/on-flexibility-products-review-and-alignment-\(feb-2024\)](https://www.energynetworks.org/publications/on-flexibility-products-review-and-alignment-(feb-2024))

**Table 2: Flexibility products**

Flexibility Product	Product Description
<b>Scheduled Utilisation (SU)</b>	In this product, the time that flexibility is delivered has been pre-agreed in advance with the provider. This product will primarily benefit flexibility service providers that cannot respond in real-time or near to real-time. This service is used to manage seasonal peak demands and defer network reinforcement.
<b>Operational Utilisation (OU)</b>	This product allows for the use case where the amount of flexibility delivered is agreed nearer to real time. This can be utilised to facilitate a change in demand profile from flexibility service providers based on network conditions close to real-time. The assets will be dispatched for the required level of service that is required based upon actual network measurement data thus managing the cost.  We utilise this product in order to restore network supplies following an unplanned outage/fault where the regulatory funding does not allow for availability payments e.g. customer interruptions (CI).
<b>Operational Utilisation + Scheduled Availability (OUSA)</b>	This product procures, ahead of time, the ability of a flexibility service provider to deliver an agreed change following a network abnormality. The availability will be defined at the point of procurement and cannot be modified once the contract has been agreed. The assets will be dispatched for the required level of service that is required based upon actual network measurement data, meaning that the DNO/ESO is only paying utilisation payments based upon the actual needs of the network.  An example use case for this product is when a DNO is planning for sufficiency of flexible services contracts based upon long range forecasting of network constraints.
<b>Operational Utilisation + Variable Availability (OUVA)</b>	This product allows for DNOs to procure a level of contracted capacity, but then refine the requirements in terms of availability closer to the event. The assets will be dispatched for the required level of service that is required based upon actual network measurement data, meaning that the DNO is only paying utilisation payments based upon the actual needs of the network.  An example use case for this product is when a DNO is planning for sufficiency of flexible services contracts based upon short-medium range forecasting of network constraints.

We will continue to test every viable network constraint for flexibility. We used to operate bi-annual bidding rounds, in the spring and autumn, which sought to procure long-term requirements often over multiple years. Based on stakeholder feedback regarding the ability to deliver long term contracts, we moved to a new procurement model and in May 2024 began tendering on a monthly basis for the following month’s requirements. This increases the certainty of service delivery from flexibility service providers, increasing the confidence by DSOs that flexibility services can provide expected support to mitigating network constraints.

For more information on our flexibility activities, please visit the flexibility area of our [website](https://www.spenergynetworks.co.uk/pages/flexibility.aspx)<sup>5</sup>. This includes links to our tenders on the ElectronConnect procurement platform.

<sup>5</sup> <https://www.spenergynetworks.co.uk/pages/flexibility.aspx>

## 2.2 Network Scenario Headroom results (NDP Part 2)

Future network scenario headroom is indicated for all SP Distribution primary substations (33/11kV) in terms of demand and generation. For further details on the process to forecast capacity headroom see our NDP Methodology Statement.

### 2.2.1 Demand headroom

To calculate the demand headroom, we consider the expected increase in demand from the baseline, low and high scenarios, up to 2050, and compare these with the firm capacity of the group, including all planned interventions that increase capacity and flexibility services. A positive number indicates spare capacity and a negative number indicates a forecast constraint.

In reviewing the capacity headroom results, it is worth noting:

- The firm capacity is the maximum load the substation (or substation group) can support whilst keeping the network operating safely within limits. For primary substations this is generally the capacity available during single circuit outage conditions.
- When calculating the firm capacity, we consider the season of most onerous demand (typically winter). This is because the ratings of some equipment differ seasonally.
- For multi-transformer substations, the firm capacity considers only the capacity that can be available through automatic processes (e.g. parallel operation of the transformers or automatic changeover schemes).
- For single-transformer substations, the firm capacity values include the capacity that will be available through both automatic and manual switching processes, provided these can be carried out within the time constraints specified in Engineering Recommendation P2<sup>6</sup>.
- In the headroom calculations we consider demand for developments that are due to connect, including that of Green Recovery schemes.

### 2.2.2 Generation headroom

To calculate the generation headroom, we consider the expected increase in generation from the baseline, low and high scenarios, up to 2050, and compare these against the reverse power flow capability of the substation/substation group, and the fault level limits. A positive number indicates spare capacity and zero or negative number indicates a forecast constraint.

The fault levels are calculated under the most onerous network conditions to yield the maximum anticipated fault currents. The most onerous network condition is considered to be when the following conditions occur concurrently:

- all generating apparatus is in service;
- all transformers are set to nominal tap position;
- the system is intact (N); and
- fault level contributions are included from all independent generators.

Fault contributions from synchronous generators and converter connected generators are treated differently. Typical fault current contributions from synchronous generators and converter connected generators are used to determine the available fault level headroom when considering forecast generation.

### 2.2.3 Further considerations

In reviewing the capacity headroom results, it is worth noting:

- Headroom results take account of planned interventions, as outlined in Section 3 of this document. A negative headroom result changing to a positive result is indicative of a planned intervention taking place or a decrease in demand.

---

<sup>6</sup> [Engineering Recommendation P2](#)

- Headroom results do not take account of the additional capacity provided through the rollout of Constraint Management Zones (CMZs) or other flexible connection arrangements - see Section 3 of this document.
- Generation headroom at a substation/group may be limited by upstream constraints beyond our network boundary. These upstream constraints are flagged in column E within the Part 2 spreadsheets, but are not reflected within the capacity headroom values. Any new generation connections where there are upstream constraints beyond our network boundary will be subject to detailed network assessments to determine the actual generation capacity headroom.
- Demand and generation forecasts are subject to factors which can change over time and influence pre-determined plans.
- The timing and type of network interventions may vary, depending on the rate of change in stakeholder requirements influenced by regional and national policies, and requirements for emerging new connections.
- We have taken all reasonable endeavours to ensure the accuracy of the results using information available at the time of publishing. We are not responsible for any loss that may be attributed to the use of the information presented in this report and the capacity headroom results.

### 3 Part 1 – Network development information

Our NDP Part 1 outlines the specific details of all the interventions we are planning in the SP Distribution network that increase network capacity. This means we have also included in our NDP Part 1 losses-driven and asset management-driven interventions which increase network capacity even though this is not the primary reason for the intervention. This section provides a detailed breakdown of our 10-year intervention plans, arranged by GSP and disaggregated by intervention driver, down to the HV voltage level of primary (33kV/HV) sites. The information provided is as follows:

For each individual intervention the following information is summarised:

- Network Area: Name of the network group where the intervention is to be carried out.
- Driver: Primary driver for the intervention (thermal, voltage, fault level, asset modernisation<sup>7</sup>, etc.).
- Type: Type of intervention (Section 2.2.1.2).
- Solution: Brief description of the intervention.
- Flexibility: Flexible capacity to be employed in MW.
- Increase in firm capacity: Capacity change resulting from the intervention in MVA.
- Expected by: Expected intervention completion year.
- Status: Whether the intervention is in delivery or planned in RIIO-ED2, including interventions that are signposted for post RIIO-ED2 (to be updated upon receiving the outcome of the RIIO-ED3 plan).

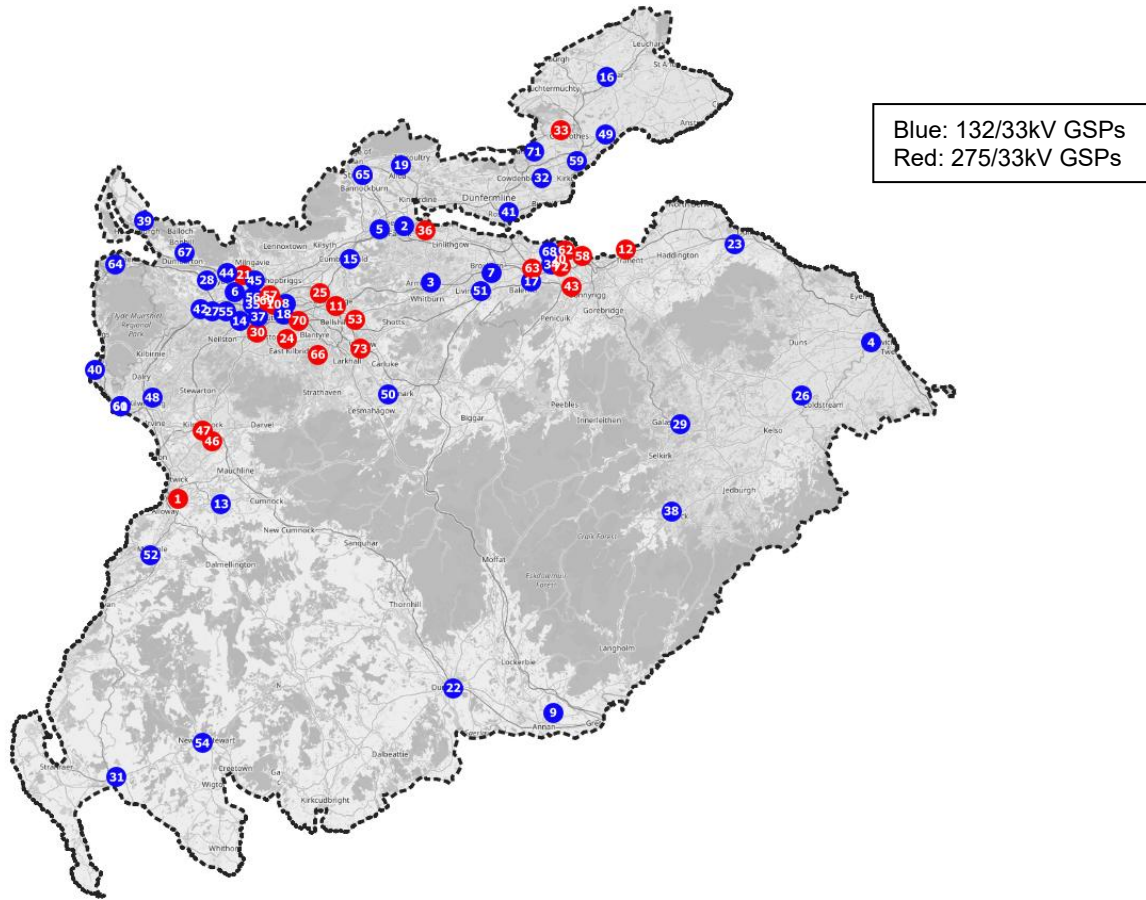
In addition to the list of interventions summarised in the following sections, we are planning to install enhanced voltage control at a number of primary (33kV/HV) sites during RIIO-ED2 (1 April 2023 - 31 March 2028). For details, see Enhanced Voltage Control EJP<sup>8</sup>.

---

<sup>7</sup> Only asset modernisation interventions associated with substation asset replacement are included.

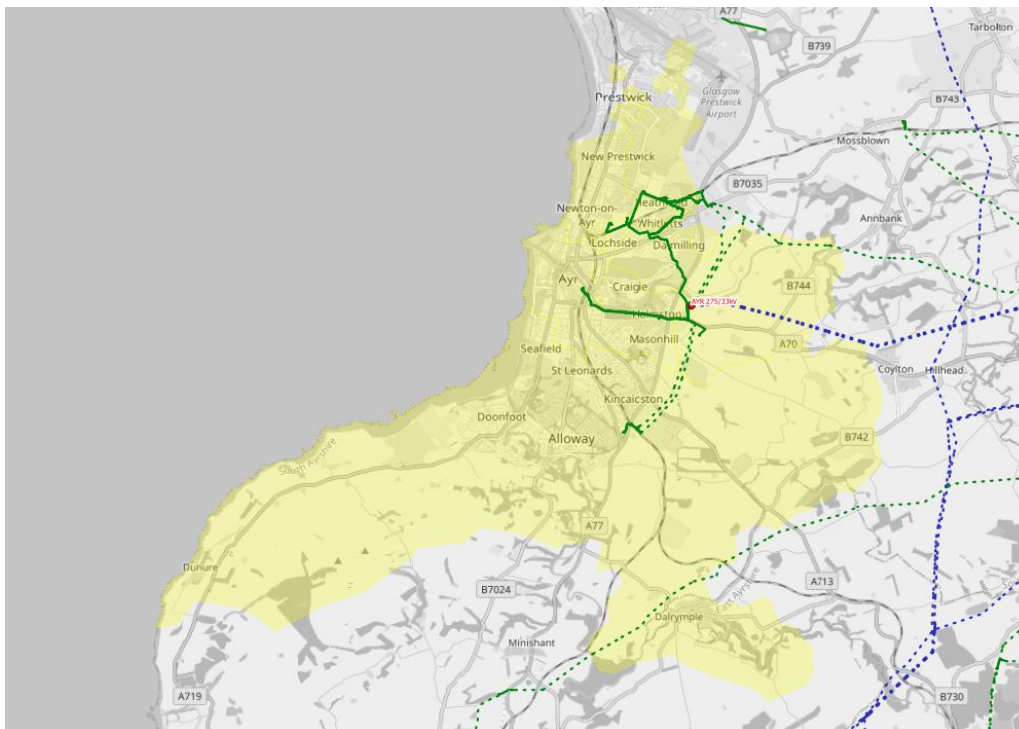
<sup>8</sup> [Enhanced Voltage Control EJP](#)

The map below shows the GSP locations. Users assessing this document electronically can navigate to the GSP of interest by clicking on the names of the GSPs in the list further below.



1 - Ayr	20 - Dewar Place	38 - Hawick	56 - Partick
2 - Bainsford	21 - Drumchapel	39 - Helensburgh	57 - Port Dundas
3 - Bathgate	22 - Dumfries	40 - Hunterston Farm	58 - Portobello
4 - Berwick	23 - Dunbar	41 - Inverkeithing	59 - Redhouse
5 - Bonnybridge	24 - East Kilbride	42 - Johnstone	60 - Saltcoats A
6 - Braehead Park	25 - Easterhouse	43 - Kaimes	61 - Saltcoats B
7 - Broxburn	26 - Eccles	44 - Kilbowie II	62 - Shrubhill
8 - Carntyne	27 - Elderslie	45 - Killermont	63 - Sighthill
9 - Chapelcross	28 - Erskine	46 - Kilmarnock South	64 - Spango
10 - Charlotte Street	29 - Galashiels	47 - Kilmarnock Town	65 - Stirling
11 - Coatbridge	30 - Giffnock	48 - Kilwinning	66 - Strathaven
12 - Cockenzie	31 - Glenluce	49 - Leven	67 - Strathleven
13 - Coylton	32 - Glenniston	50 - Linmill	68 - Telford Road
14 - Crookston	33 - Glenrothes	51 - Livingston East	69 - West George Street
15 - Cumbernauld	34 - Gorgie	52 - Maybole	70 - Westburn Road
16 - Cupar	35 - Govan	53 - Newarthill	71 - Westfield
17 - Currie	36 - Grangemouth	54 - Newton Stewart	72 - Whitehouse
18 - Dalmarnock	37 - Hags Road	55 - Paisley	73 - Wishaw
19 - Devonside			

### 3.1 Ayr



This section of network is fed via two 120MVA 275/33kV super grid transformers. This group supplies around 32,000 customers in Glengall, Heathfield, Mill Street, Old Bridge Road and surrounding areas.


Summary		RIIO-ED2	Post RIIO-ED2**
Number of Interventions and Schemes	EHV	-	-
	EHV/HV	-	2
	HV	1*	-
Capacity Added (MVA)		-	TBC
Flexibility Services (MW)		-	-

\*Could increase generation hosting capacity.

\*\*Post RIIO-ED2 plans are indicative.

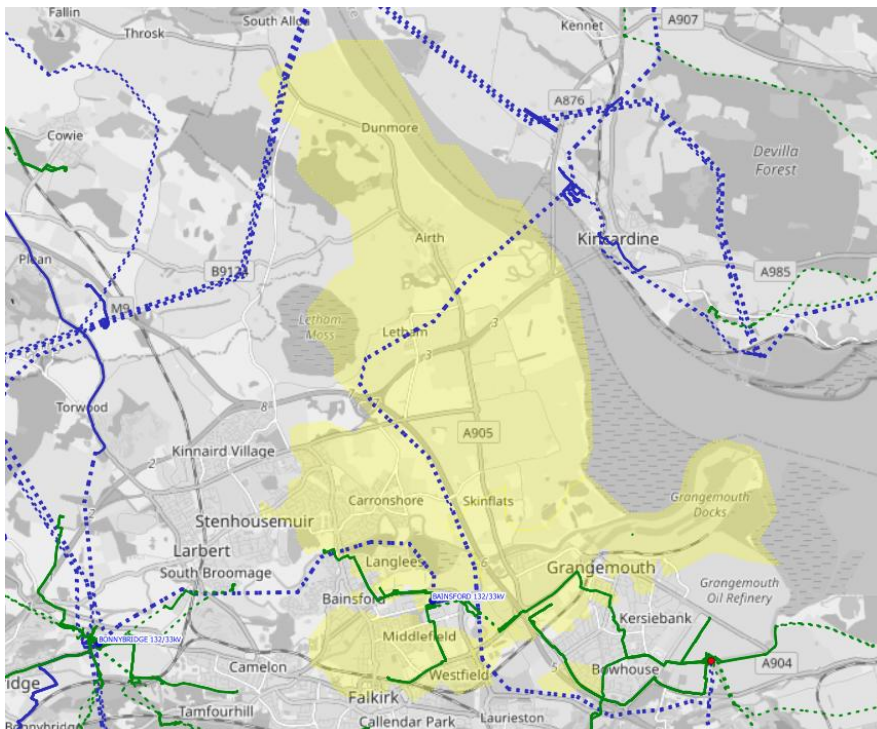
EHV/HV Interventions							
Network Area	Driver	Type	Solution	Flexibility (MW)	Increase in Firm Capacity (MVA)	Expected By	Status
Mill Street / Monkton Reinforcement	Thermal		<b>Mill St / Monkton Reinforcement</b> Scoping and optioneering underway	-	TBC	2032/33	Signposted **
Glengall Primary	Asset Mod.		<b>EHV Transformer Condition Modernisation Programme</b> Replace Transformer(s)	-	TBC	2032/33	Signposted **

\*\*Post RIIO-ED2 plans are indicative.

HV Interventions							
Network Area	Driver	Type	Solution	Flexibility (MW)	Increase in Firm Capacity (MVA)	Expected By	Status
Heathfield Rd Ayr Primary	Asset Mod.		<b>HV Switchgear Primary Condition Modernisation Programme</b> Replace Switchgear	-	*	2027/28	Planned

\*Could increase generation hosting capacity.

### 3.2 Bainsford



This section of network is fed via two 60MVA 132/33kV grid transformers. This group supplies around 16,000 customers in Callendar, Carron, Earls Road and surrounding areas.

Summary		RIIO-ED2	Post RIIO-ED2**
Number of Interventions and Schemes	EHV	-	-
	EHV/HV	1*	-
	HV	-	-
Capacity Added (MVA)		-	-
Flexibility Services (MW)		-	-

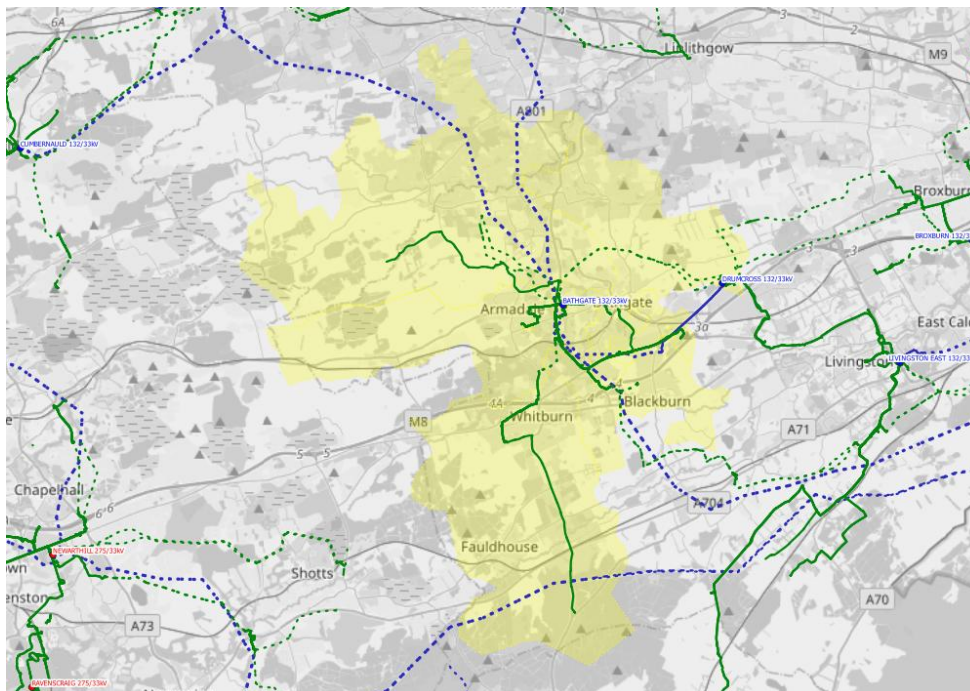
\*Could increase generation hosting capacity.

\*\*Post RIIO-ED2 plans are indicative.

EHV/HV Interventions							
Network Area	Driver	Type	Solution	Flexibility (MW)	Increase in Firm Capacity (MVA)	Expected By	Status
Callendar Primary	Asset Mod.		<b>EHV Transformer Condition Modernisation Programme</b> Replace transformer(s)	-	*	2025/26	Planned

\*Could increase generation hosting capacity.

### 3.3 Bathgate



This section of network is fed via two 90MVA 132/33kV grid transformers. This group supplies around 29,000 customers in Paulville, Pyramid, Armadale, Muckraw, Polkemmet, Blackburn and surrounding areas.

Summary		RIIO-ED2	Post RIIO-ED2**
Number of Interventions and Schemes	EHV	1*	-
	EHV/HV	-	-
	HV	-	-
Capacity Added (MVA)		-	-
Flexibility Services (MW)		-	-

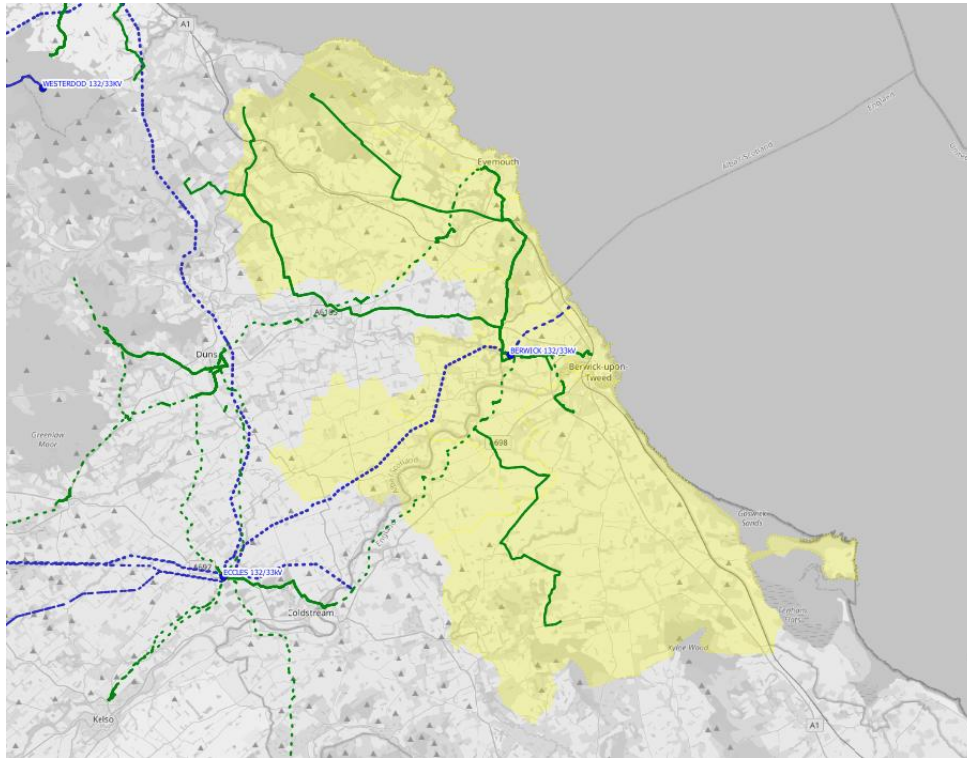
\*Could increase generation hosting capacity.

\*\*Post RIIO-ED2 plans are indicative.

EHV Interventions							
Network Area	Driver	Type	Solution	Flexibility (MW)	Increase in Firm Capacity (MVA)	Expected By	Status
Bathgate GSP	Fault Level		<b>Fault Level Monitoring and Management</b> Installation of Real Time Fault Level Monitoring equipment at Bathgate For details see: <a href="#">EJP</a>	-	*	2027/28	Planned

\*Could increase generation hosting capacity.

### 3.4 Berwick



This section of network is fed via two 60MVA 132/33kV grid transformers. This group supplies around 17,000 customers in North Road, Loaning, Horncliffe, Eyemouth, Norham, Coldstream, Ayton and surrounding areas.





Summary		RIIO-ED2	Post RIIO-ED2**
Number of Interventions and Schemes	132kV/EHV	-	1
	EHV	-	-
	EHV/HV	2	2
	HV	-	-
Capacity Added (MVA)		-	TBC
Flexibility Services (MW)		3.88	-

\*Could increase generation hosting capacity.

\*\*Post RIIO-ED2 plans are indicative.

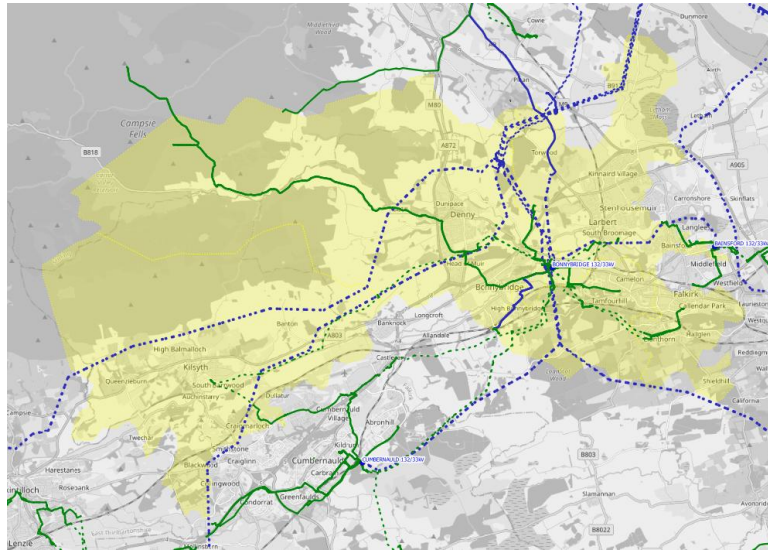
132kV/EHV Interventions							
Network Area	Driver	Type	Solution	Flexibility (MW)	Increase in Firm Capacity (MVA)	Expected By	Status
Berwick GSP	Thermal		<b>Berwick GSP &amp; Ring Reinforcement</b> Scoping and optioneering underway	-	TBC	2032/33	Signposted **

\*\*Post RIIO-ED2 plans are indicative.

EHV/HV Interventions							
Network Area	Driver	Type	Solution	Flexibility (MW)	Increase in Firm Capacity (MVA)	Expected By	Status
Coldstream Primary	Thermal	 SU	<b>Flexibility Services for High Utilisation Groups</b> Flexibility services to manage thermal constraints For details see: <a href="#">EJP</a>	1.5	-	2025/26 to 2027/28	Planned
	Thermal		<b>Coldstream Primary Reinforcement</b> Scoping and optioneering underway	-	TBC	2032/33	Signposted **
Ayton Primary	Thermal	 SU	<b>Ayton Primary</b> Flexibility services to manage thermal constraints	2.38	-	2023/24 to 2027/28	Delivery
North Road Primary	Thermal		<b>North Road Primary Reinforcement</b> Scoping and optioneering underway	-	TBC	2032/33	Signposted **

\*\*Post RIIO-ED2 plans are indicative.

### 3.5 Bonnybridge



This section of network is fed via two 90MVA 132/33kV grid transformers. This group supplies around 39,000 customers in Larbert, Camelon, Falkirk, Myothish, Kilsyth and surrounding areas.





Summary		RIIO-ED2	Post RIIO-ED2**
Number of Interventions and Schemes	132kV/EHV	-	1
	EHV	3*	1
	EHV/HV	-	1
	HV	-	-
Capacity Added (MVA)		5.4	TBC
Flexibility Services (MW)		0.7	-

\*Could increase generation hosting capacity.

\*\*Post RIIO-ED2 plans are indicative.


132kV/EHV Interventions							
Network Area	Driver	Type	Solution	Flexibility (MW)	Increase in Firm Capacity (MVA)	Expected By	Status
Bonnybridge GSP	Thermal, Fault Level		<b>Bonnybridge GSP Reinforcement</b> Scoping and optioneering underway	-	TBC	2032/33	Signposted **

\*\*Post RIIO-ED2 plans are indicative.

EHV Interventions							
Network Area	Driver	Type	Solution	Flexibility (MW)	Increase in Firm Capacity (MVA)	Expected By	Status
Bonnybridge GSP	Fault Level		<b>Fault Level Monitoring and Management</b> Installation of Real Time Fault Level Monitoring equipment at Bonnybridge For details see: <a href="#">EJP</a>	-	*	2027/28	Planned
Larbert Primary	Thermal		<b>33kV Circuit Upgrades</b> Uprate sections of 33kV circuit supplying Larbert Primary For details see: <a href="#">EJP</a>	-	5.4	2027/28	Planned
	Thermal	 SU	<b>Larbert Primary</b> Flexibility services to manage the network risk during delivery of reinforcement For details see: <a href="#">EJP</a>	0.7	-	2023/24 to 2025/26	Delivery
Kilsyth / Myoathill Primaries	Thermal		<b>Kilsyth / Myoathill Group Reinforcement</b> Scoping and optioneering underway	-	TBC	2028/29	Signposted **

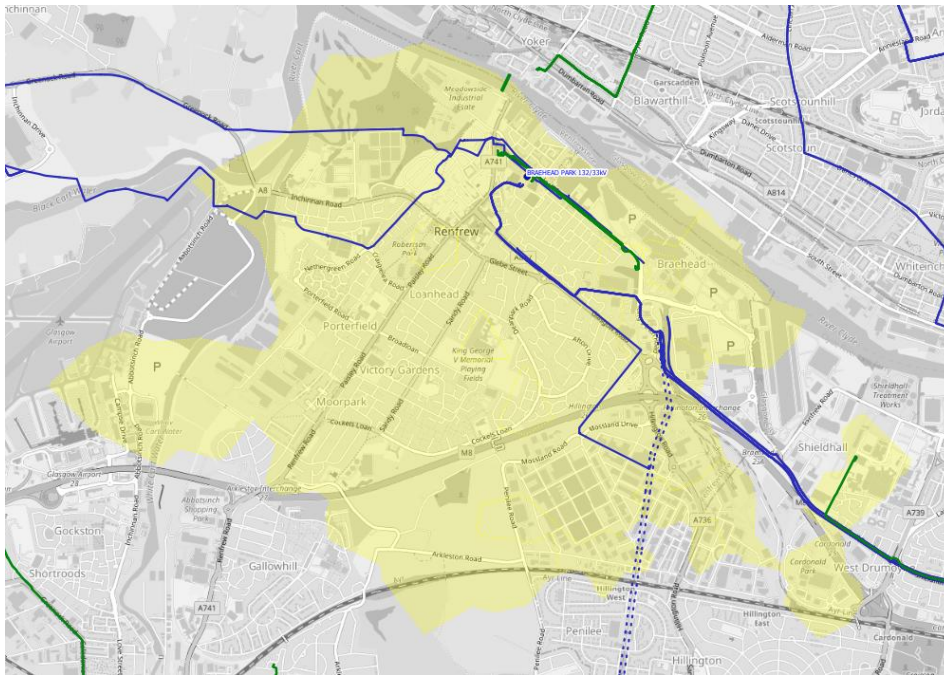
\*Could increase generation hosting capacity.

\*\*Post RIIO-ED2 plans are indicative.

EHV/HV Interventions							
Network Area	Driver	Type	Solution	Flexibility (MW)	Increase in Firm Capacity (MVA)	Expected By	Status
Kilsyth Primary	Asset Mod.		<b>EHV Transformer Condition Modernisation Programme</b> Replace Transformer(s)	-	TBC	2032/33	Signposted **

\*\*Post RIIO-ED2 plans are indicative.

### 3.6 Braehead Park





This section of network is fed via two 90MVA 132/33kV grid transformers. This group supplies around 11,000 customers in Kings Inch Road, Renfrew Ferry and surrounding areas.

Summary		RIIO-ED2	Post RIIO-ED2**
Number of Interventions and Schemes	EHV	1	-
	EHV/HV	1*	-
	HV	-	-
Capacity Added (MVA)		-	TBC
Flexibility Services (MW)		140.5	-

\*Could increase generation hosting capacity.

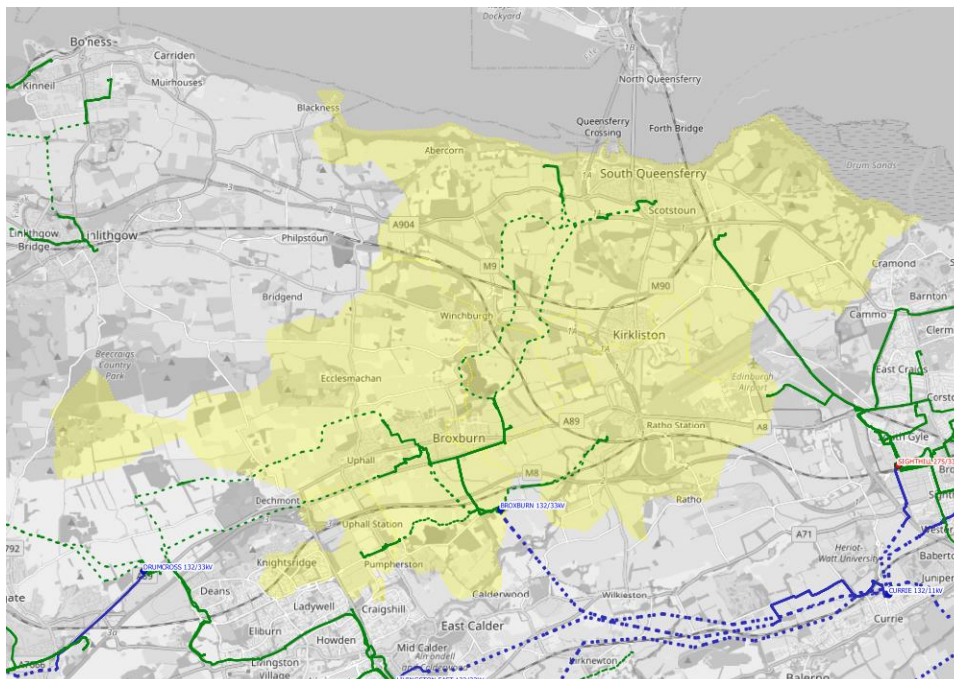
\*\*Post RIIO-ED2 plans are indicative.

EHV Interventions							
Network Area	Driver	Type	Solution	Flexibility (MW)	Increase in Firm Capacity (MVA)	Expected By	Status
Braehead Park GSP	Thermal	 OU	<b>Flexibility Services for High Utilisation Groups</b> Flexibility services to manage thermal constraints For details see: <a href="#">EJP</a>	140.5	-	2023/24 to 2027/28	Delivery

EHV/HV Interventions							
Network Area	Driver	Type	Solution	Flexibility (MW)	Increase in Firm Capacity (MVA)	Expected By	Status
Braehead Park Primary	Fault Level		<b>Fault Level Monitoring and Management</b> Installation of Real Time Fault Level Monitoring equipment at Braehead Park For details see: <a href="#">EJP</a>	-	*	2027/28	Planned

\*Could increase generation hosting capacity.

### 3.7 Broxburn



This section of network is fed via two 90MVA 132/33kV grid transformers. This group supplies around 19,000 customers in East Mains, Broxburn, South Queensferry, Newbridge, Cameron and surrounding areas.

Summary		RIIO-ED2	Post RIIO-ED2**
Number of Interventions and Schemes	132kV/EHV	-	-
	EHV	-	-
	EHV/HV	1*	2
	HV	-	-
Capacity Added (MVA)		-	TBC
Flexibility Services (MW)		-	-

\*Could increase generation hosting capacity.

\*\*Post RIIO-ED2 plans are indicative.

EHV/HV Interventions							
Network Area	Driver	Type	Solution	Flexibility (MW)	Increase in Firm Capacity (MVA)	Expected By	Status
East Mains Primary	Fault Level		<b>East Mains FL Reinforcement</b> Scoping and optioneering underway	-	TBC	2029/30	Signposted **
South Queensferry Primary	Asset Mod.		<b>EHV Transformer Condition Modernisation Programme</b> Replace Transformer(s)	-	TBC	2032/33	Signposted **
East Mains Primary	Fault Level		<b>Fault Level Monitoring and Management</b> Installation of Real Time Fault Level Monitoring equipment at East Mains For details see: <a href="#">EJP</a>	-	*	2027/28	Planned

\*Could increase generation hosting capacity.

\*\*Post RIIO-ED2 plans are indicative.

### 3.8 Carntyne



This section of network is fed via two 60MVA 132/33 kV grid transformers. This group supplies around 11,876 customers in Carntyne and Maukinfauld Road and surrounding areas.

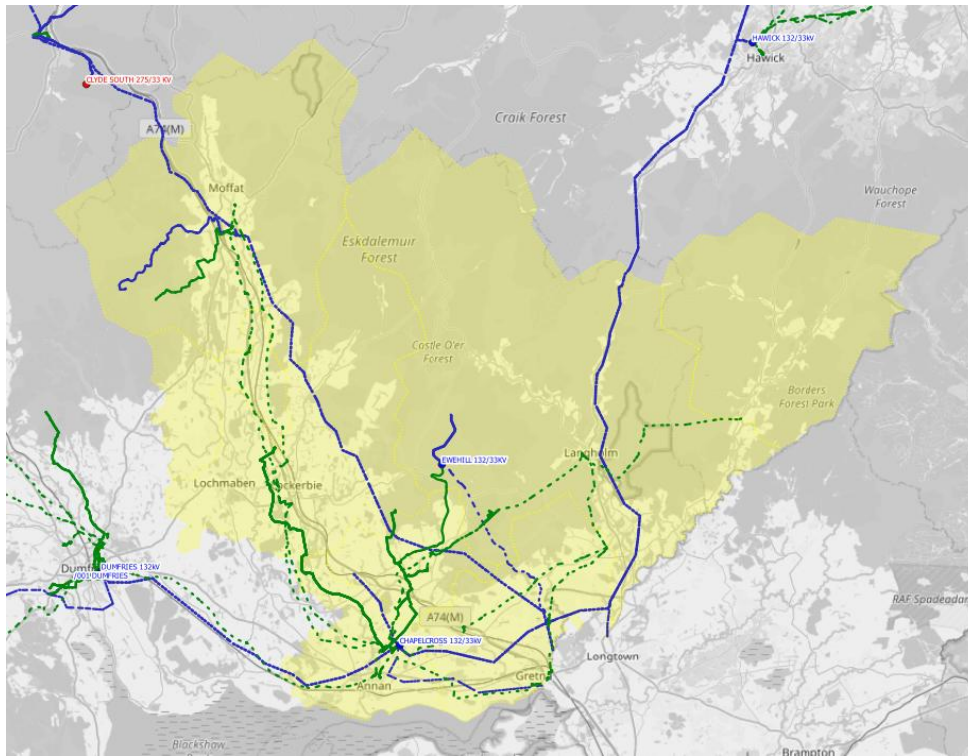
Summary		RIIO-ED2	Post RIIO-ED2**
Number of Interventions and Schemes	EHV	-	
	EHV/HV	-	1
	HV	-	-
Capacity Added (MVA)		-	TBC
Flexibility Services (MW)		-	-

\*\*Post RIIO-ED2 plans are indicative.

EHV/HV Interventions							
Network Area	Driver	Type	Solution	Flexibility (MW)	Increase in Firm Capacity (MVA)	Expected By	Status
Eckford Street Primary	Asset Mod.		<b>EHV Transformer Condition Modernisation Programme</b> Replace Transformer(s)	-	TBC	2032/33	Signposted **

\*\*Post RIIO-ED2 plans are indicative.

### 3.9 Chapelcross







This section of network is fed via two 90MVA 132/33kV grid transformers. This group supplies around 22,000 customers in Annan, Lockerbie, Kirkbank, Moffat, Gretna, Middlebie, Langholm, Newcastleton, Carrutherstown and surrounding areas.

Summary		RIIO-ED2	Post RIIO-ED2**
Number of Interventions and Schemes	132kV/EHV	1	-
	EHV	2*	1
	EHV/HV	2	1-
	HV	-	-
Capacity Added (MVA)		70.0	TBC
Flexibility Services (MW)		22.9	-

\*Could increase generation hosting capacity.




\*\*Post RIIO-ED2 plans are indicative.

132kV/EHV Interventions							
Network Area	Driver	Type	Solution	Flexibility (MW)	Increase in Firm Capacity (MVA)	Expected By	Status
Moffat GSP	Voltage/ Thermal		<b>New Moffat GSP</b> New 132/33kV 2x 60MVA Moffat grid supply point near Moffat primary For details see: <a href="#">DNOA</a> and <a href="#">EJP</a>	22.9	60.0	2025/26 To 2027/28	Planned

EHV Interventions							
Network Area	Driver	Type	Solution	Flexibility (MW)	Increase in Firm Capacity (MVA)	Expected By	Status
Chapelcross GSP	Fault Level		<b>Fault Level Monitoring and Management</b> Installation of Real Time Fault Level Monitoring equipment at Chapelcross For details see: <a href="#">EJP</a>	-	*	2027/28	Planned
	Thermal		<b>Chapelcross GSP Reinforcement</b> Scoping and optioneering underway	-	TBC	2032/33	Signposted **
Newcastleton Primary	Asset Mod.		<b>EHV Switchgear Condition Modernisation Programme</b> Replace Switchgear	-	*	2027/28	Planned

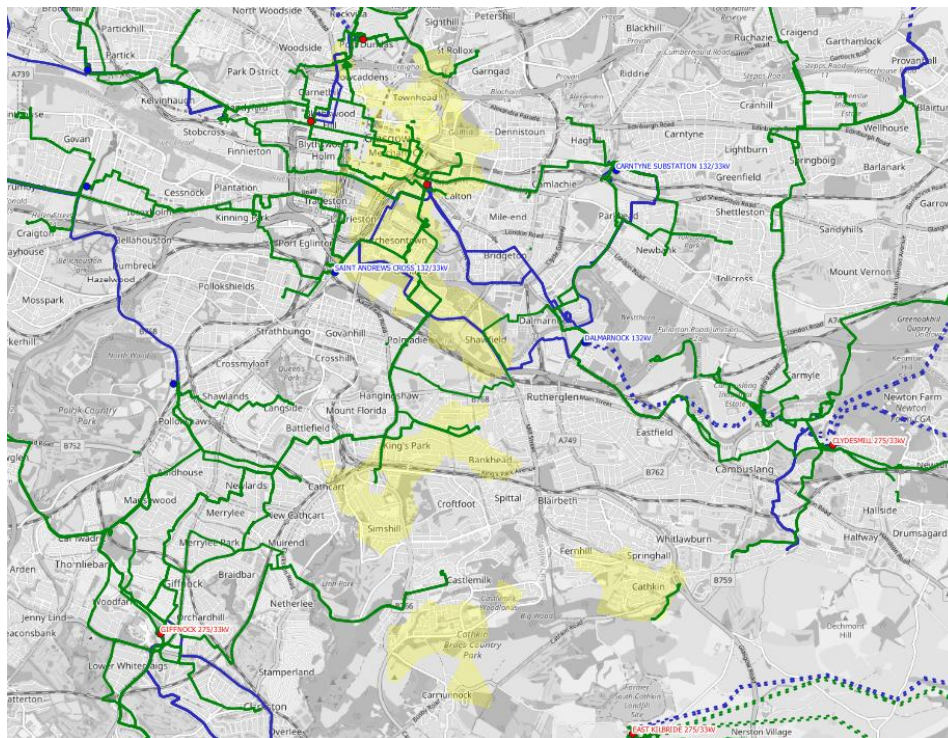
\*Could increase generation hosting capacity.

\*\*Post RIIO-ED2 plans are indicative.

EHV/HV Interventions							
Network Area	Driver	Type	Solution	Flexibility (MW)	Increase in Firm Capacity (MVA)	Expected By	Status
Newcastleton Primary	Asset Mod.		<b>EHV Transformer Condition Modernisation Programme</b> Replace transformer(s)	-	5.0	2027/28	Planned
Middlebie Primary	Thermal		<b>Middlebie Primary Reinforcement</b> Install a new primary transformer	-	5.0	2028/29	Planned
Kirkbank Primary	Thermal		<b>Kirkbank Primary Reinforcement</b> Scoping and optioneering underway	-	TBC	2032/33	Signposted **

\*\*Post RIIO-ED2 plans are indicative.

### 3.10 Charlotte Street



This section of network is fed via two 120MVA 275/33kV super grid transformers. This group supplies around 21,000 customers in Rottenrow, Virginia Street, David Street, Hunter Street, Carmunnock Road and surrounding areas.


Summary		RIIO-ED2	Post RIIO-ED2**
Number of Interventions and Schemes	EHV	-	-
	EHV/HV	1*	-
	HV	-	1
Capacity Added (MVA)		-	TBC
Flexibility Services (MW)		-	-

\*Could increase generation hosting capacity.

\*\*Post RIIO-ED2 plans are indicative.

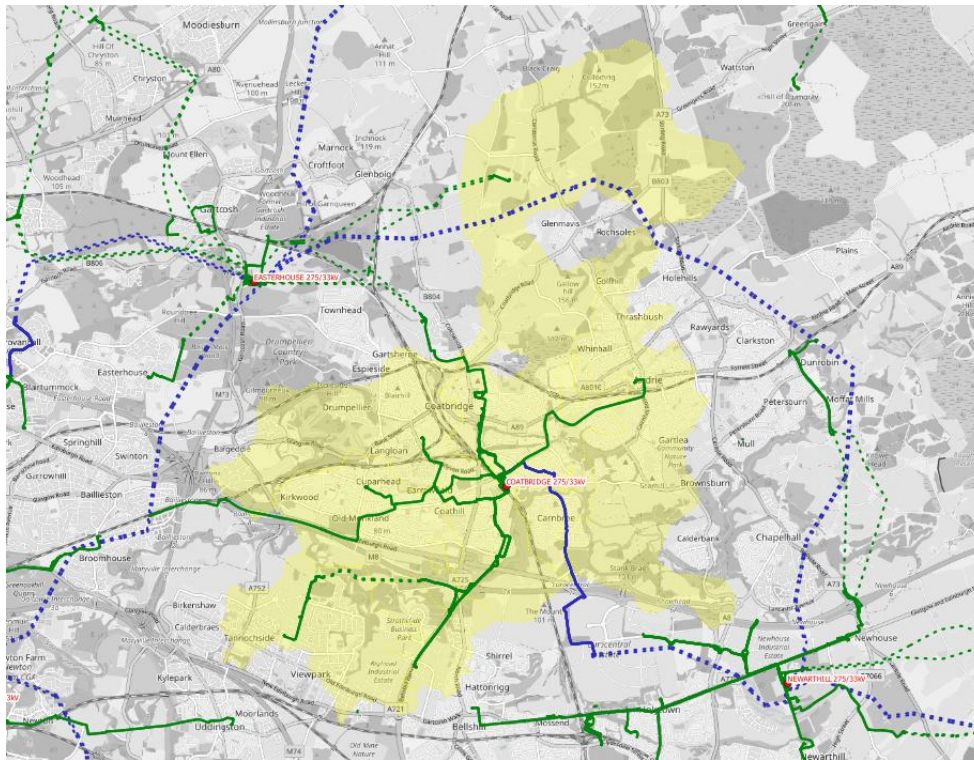
EHV/HV Interventions							
Network Area	Driver	Type	Solution	Flexibility (MW)	Increase in Firm Capacity (MVA)	Expected By	Status
Hunter Street Primary	Asset Mod.		<b>EHV Transformer Condition Modernisation Programme</b> Replace transformer(s)	-	*	2025/26	Planned

\*Could increase generation hosting capacity.

HV Interventions							
Network Area	Driver	Type	Solution	Flexibility (MW)	Increase in Firm Capacity (MVA)	Expected By	Status
Rottenrow Primary	Asset Mod.		<b>HV Switchgear Condition Modernisation Programme</b> Replace Switchgear	-	TBC	2032/33	Signposted **

\*\*Post RIIO-ED2 plans are indicative.

### 3.11 Coatbridge



This section of network is fed via two 120MVA 275/33kV super grid transformers. This group supplies around 34,000 customers in Coats Street, Myrtle Road, Woodside, Dundyvan, Airdrie, Clark Way and surrounding areas.

Summary		RIIO-ED2	Post RIIO-ED2**
Number of Interventions and Schemes	EHV	1*	1
	EHV/HV	-	-
	HV	-	1
Capacity Added (MVA)		-	TBC
Flexibility Services (MW)		-	-


\*Could increase generation hosting capacity.

\*\*Post RIIO-ED2 plans are indicative.

EHV Interventions							
Network Area	Driver	Type	Solution	Flexibility (MW)	Increase in Firm Capacity (MVA)	Expected By	Status
Coatbridge GSP	Fault Level		<b>Fault Level Monitoring and Management</b> Installation of Real Time Fault Level Monitoring equipment at Coatbridge For details see: <a href="#">EJP</a>	-	*	2027/28	Planned
Coatbridge GSP	Asset Mod.		<b>EHV Switchgear Condition Modernisation Programme</b> Replace Switchgear	-	TBC	2032/33	Signposted **

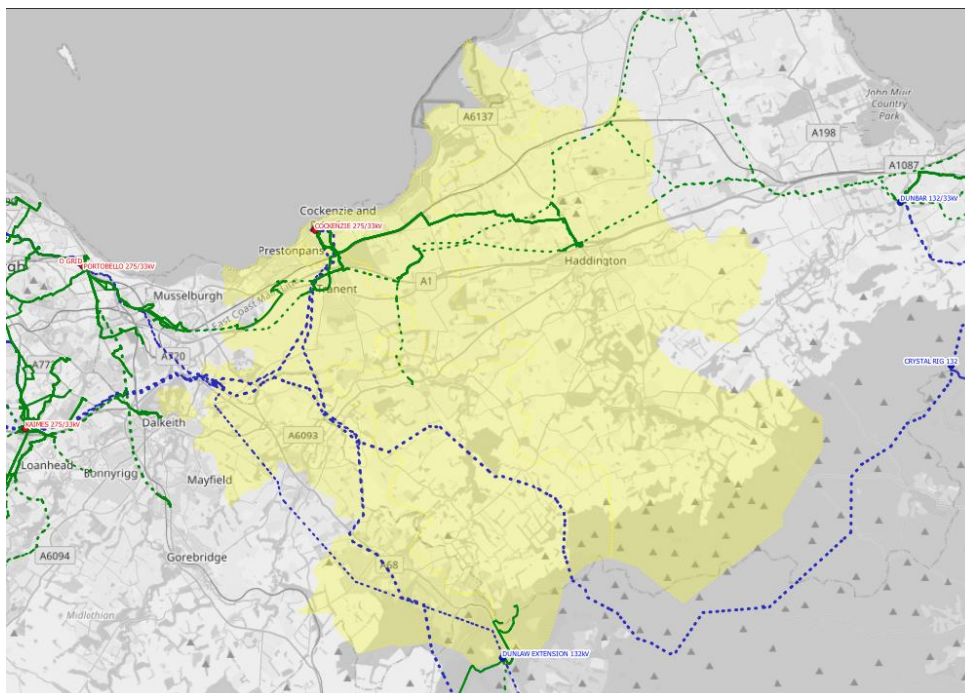
\*Could increase generation hosting capacity.

\*\*Post RIIO-ED2 plans are indicative.

HV Interventions							
Network Area	Driver	Type	Solution	Flexibility (MW)	Increase in Firm Capacity (MVA)	Expected By	Status
Woodside 33/11	Asset Mod.		<b>HV Switchgear Condition Modernisation Programme</b> Replace Switchgear	-	TBC	2032/33	Signposted **

\*\*Post RII0-ED2 plans are indicative.

### 3.12 Cockenzie



This section of network is fed via two 120MVA 275/33kV super grid transformers. This group supplies around 25,964 customers in Pencaitland, Peppercraigs, Prestonpans, Tranent and surrounding areas.

Summary		RIIO-ED2	Post RIIO-ED2**
Number of Interventions and Schemes	EHV	-	-
	EHV/HV	-	1
	HV	-	-
Capacity Added (MVA)		-	TBC
Flexibility Services (MW)		-	-

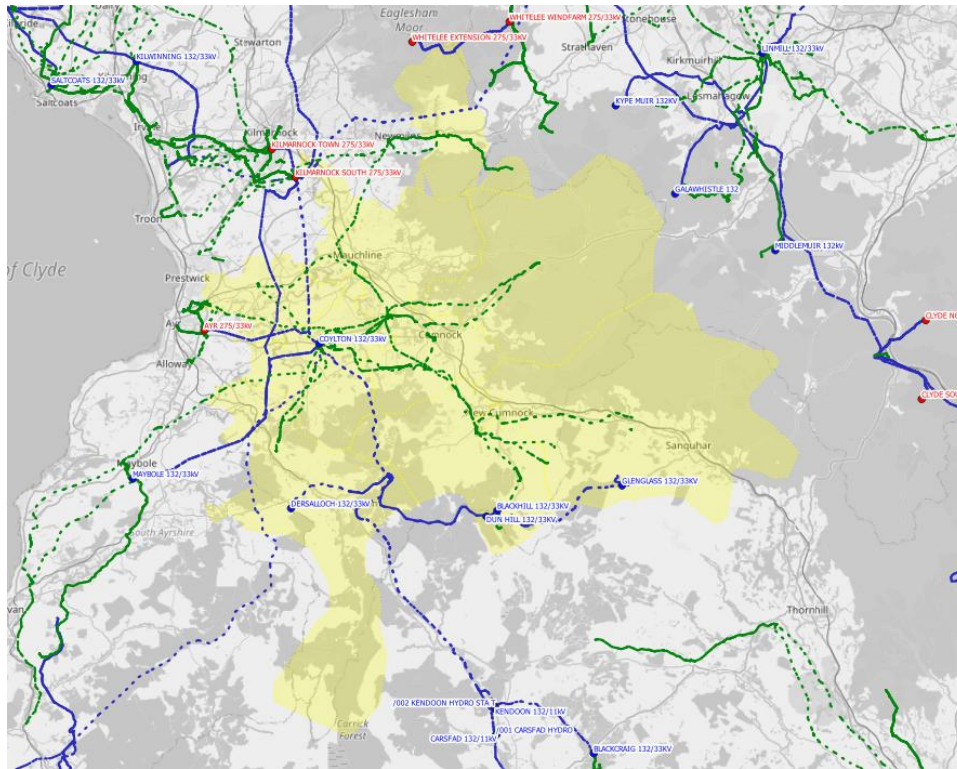
\*Could increase generation hosting capacity.

\*\*Post RIIO-ED2 plans are indicative.

EHV / HV Interventions							
Network Area	Driver	Type	Solution	Flexibility (MW)	Increase in Firm Capacity (MVA)	Expected By	Status
Prestonpans Primary	Thermal		<b>Prestonpans Primary Reinforcement</b> Scoping and optioneering underway	-	TBC	2032/33	Signposted **

\*\*Post RIIO-ED2 plans are indicative.

### 3.13 Coylton



This section of network is fed via two 60MVA 132/33kV grid transformers. This group supplies around 26,000 customers in Lethanhill, Killoch Colliery, Cronberry, Cumnock, New Cumnock, Fauldhead, Drumley, Mauchline, Darvel and surrounding areas.


Summary		RIIO-ED2	Post RIIO-ED2**
Number of Interventions and Schemes	132kV/EHV	-	1
	EHV	-	-
	EHV/HV	-	1
	HV	1*	-
Capacity Added (MVA)		-	TBC
Flexibility Services (MW)		-	-

\*Could increase generation hosting capacity.


\*\*Post RIIO-ED2 plans are indicative.

132kV/EHV Interventions							
Network Area	Driver	Type	Solution	Flexibility (MW)	Increase in Firm Capacity (MVA)	Expected By	Status
Coylton GSP	Thermal		<b>Coylton GSP Upgrading</b> Scoping and optioneering underway	-	TBC	2031/32	Signposted **

\*\*Post RIIO-ED2 plans are indicative.

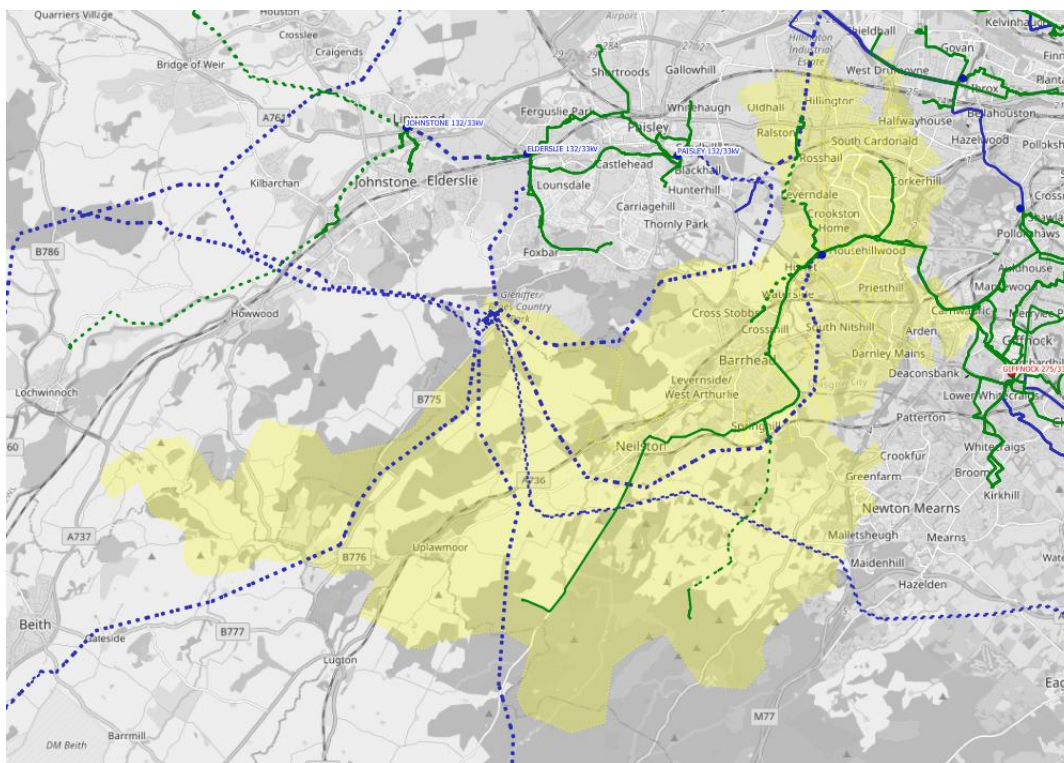
EHV/HV Interventions							
Network Area	Driver	Type	Solution	Flexibility (MW)	Increase in Firm Capacity (MVA)	Expected By	Status
Drumley Primary	Asset Mod.		<b>EHV Transformer Condition Modernisation Programme</b> Replace Transformer(s)	-	TBC	2032/33	Signposted **

\*\*Post RII0-ED2 plans are indicative.

HV Interventions							
Network Area	Driver	Type	Solution	Flexibility (MW)	Increase in Firm Capacity (MVA)	Expected By	Status
Lethanhill Primary	Asset Mod.		<b>HV Switchgear Primary Condition Modernisation Programme</b> Replace Switchgear	-	*	2026/27	Planned

\*Could increase generation hosting capacity.

### 3.14 Crookston



This section of network is fed via four 60MVA 132/33kV grid transformers. This group supplies around 43,000 customers in Crookston, Ralston, Linthaugh Road, Barrhead, Kennishead Avenue, Aurs Road and surrounding areas.

Summary		RIIO-ED2	Post RIIO-ED2**
Number of Interventions and Schemes	EHV	-	-
	EHV/HV	-	-
	HV	1*	-
Capacity Added (MVA)		-	TBC
Flexibility Services (MW)		-	-

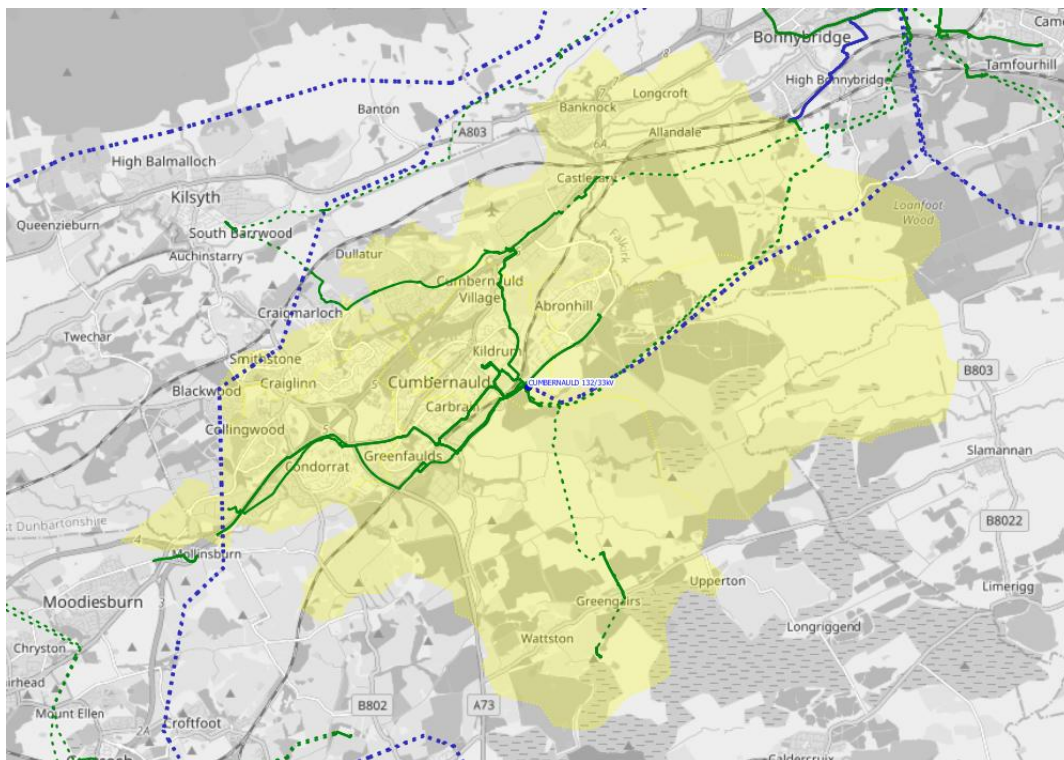
\*Could increase generation hosting capacity.

\*\*Post RIIO-ED2 plans are indicative.

HV Interventions							
Network Area	Driver	Type	Solution	Flexibility (MW)	Increase in Firm Capacity (MVA)	Expected By	Status
Aurs Road Primary	Asset Mod.		<b>HV Switchgear Primary Condition Modernisation Programme</b> Replace Switchgear	-	*	2027/28	Planned

\*Could increase generation hosting capacity.

### 3.15 Cumbernauld



This section of network is fed via two 90MVA 132/33kV grid transformers. This group supplies around 28,000 customers in Greenfaulds, Kildrum, Old Inns, Abronhill, Condorrat and surrounding areas.




Summary		RIIO-ED2	Post RIIO-ED2**
Number of Interventions and Schemes	EHV	-	-
	EHV/HV	-	2
	HV	1*	2
Capacity Added (MVA)		-	TBC
Flexibility Services (MW)		-	-

\*Could increase generation hosting capacity.

\*\*Post RIIO-ED2 plans are indicative.

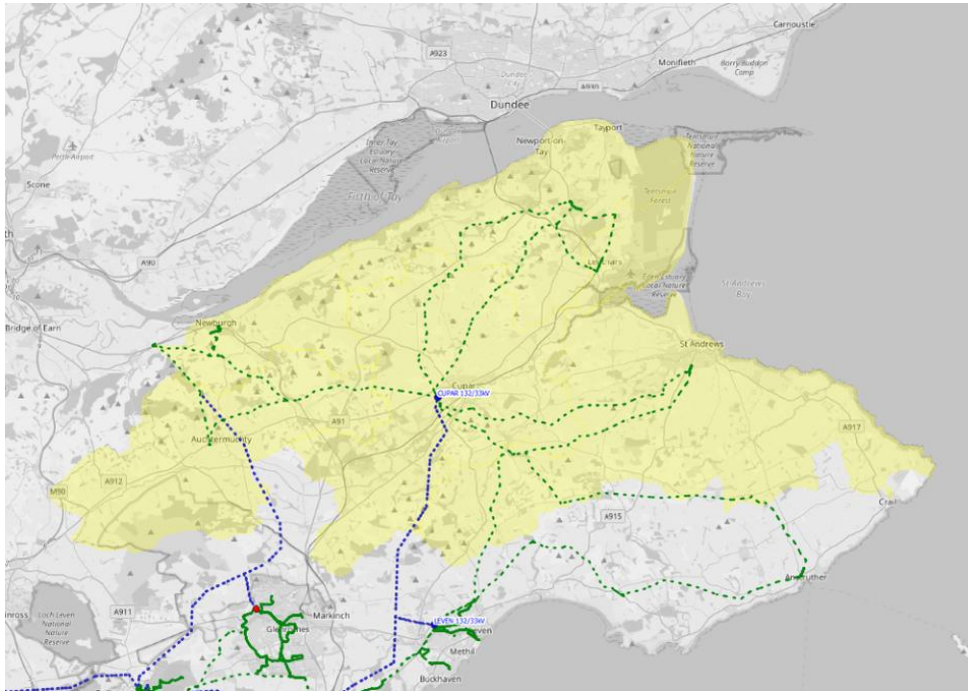
EHV/HV Interventions							
Network Area	Driver	Type	Solution	Flexibility (MW)	Increase in Firm Capacity (MVA)	Expected By	Status
Abronhill Primary	Asset Mod.		<b>EHV Transformer Condition Modernisation Programme</b> Replace Transformer(s)	-	TBC	2032/33	Signposted**
Greenfaulds Primary	Asset Mod.		<b>EHV Transformer Condition Modernisation Programme</b> Replace Transformer(s)	-	TBC	2032/33	Signposted**

\*\*Post RIIO-ED2 plans are indicative.

HV Interventions							
Network Area	Driver	Type	Solution	Flexibility (MW)	Increase in Firm Capacity (MVA)	Expected By	Status
Kildrum Primary	Asset Mod.		<b>HV Switchgear Condition Modernisation Programme</b> Replace Switchgear	-	TBC	2032/33	Signposted **
Greenfaulds Primary	Asset Mod.		<b>HV Switchgear Condition Modernisation Programme</b> Replace Switchgear	-	TBC	2032/33	Signposted **
Kildrum Primary	Fault Level		<b>Fault Level Monitoring and Management</b> Installation of Real Time Fault Level Monitoring equipment at Kildrum For details see: <a href="#">EJP</a>	-	*	2027/28	Planned

\*\*Post RIIO-ED2 plans are indicative.

### 3.16 Cupar





This section of network is fed via two 90MVA 132/33kV grid transformers. This group supplies around 30,000 customers in Cupar, St. Andrews, Forgan, Leuchars, Auchtermuchty, Newburgh and surrounding areas.

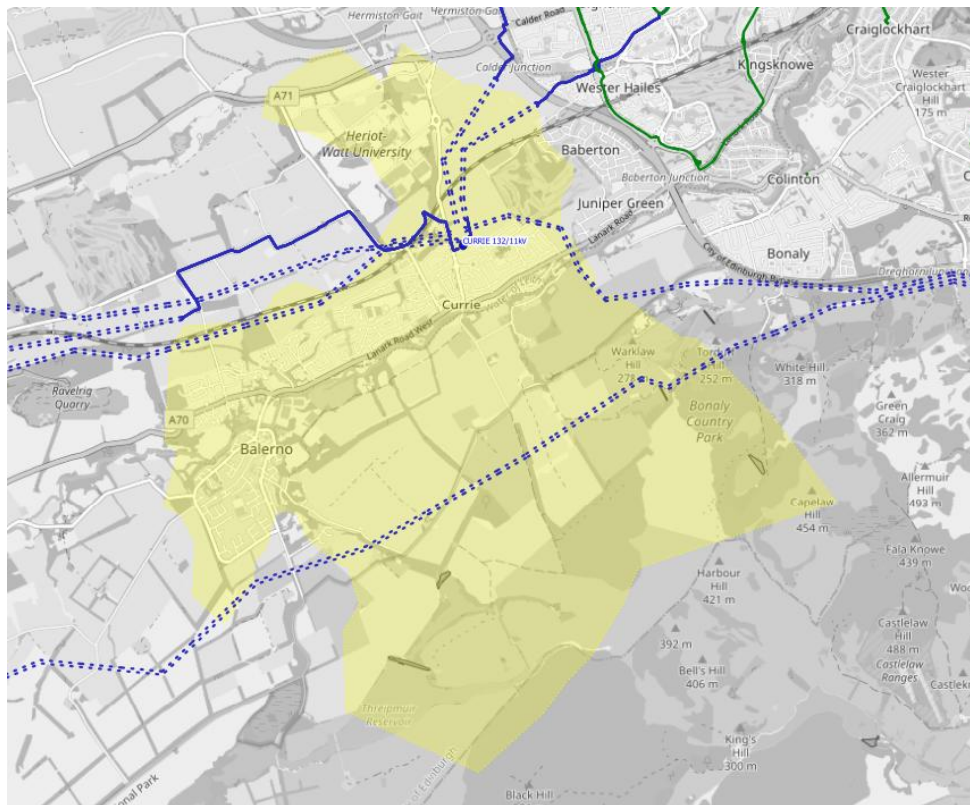
Summary		RIIO-ED2	Post RIIO-ED2**
Number of Interventions and Schemes	EHV	-	-
	EHV/HV	2	-
	HV	-	-
Capacity Added (MVA)		32.0	TBC
Flexibility Services (MW)		11.3	-

\*Could increase generation hosting capacity.

\*\*Post RIIO-ED2 plans are indicative.

EHV/HV Interventions							
Network Area	Driver	Type	Solution	Flexibility (MW)	Increase in Firm Capacity (MVA)	Expected By	Status
St. Andrews	Voltage		<b>St. Andrews Primary Reinforcement</b> New 33kV circuits from Cupar GSP to supply new 33/11kV 2 x 32MVA primary substation at Guardbridge along with interim constraint management via flexibility services For details see: <a href="#">DNOA</a> and <a href="#">EJP</a>	-	32.0	2027/28	Planned
	Security of Supply	 SU	Flexibility services to manage the network risk during delivery of reinforcement For details see: <a href="#">DNOA</a> and <a href="#">EJP</a>	11.3	-	2024/25 to 2027/28	Delivery

### 3.17 Currie




This section of network is fed via two 30MVA 132/11kV grid transformers. This group supplies around 5,000 customers in Currie and neighbouring areas.

Summary		RIIO-ED2	Post RIIO-ED2**
Number of Interventions and Schemes	132kV/EHV	1	-
	EHV	-	1
	EHV/HV	-	-
	HV	-	-
Capacity Added (MVA)		30.0	TBC
Flexibility Services (MW)		-	-

\*Could increase generation hosting capacity.

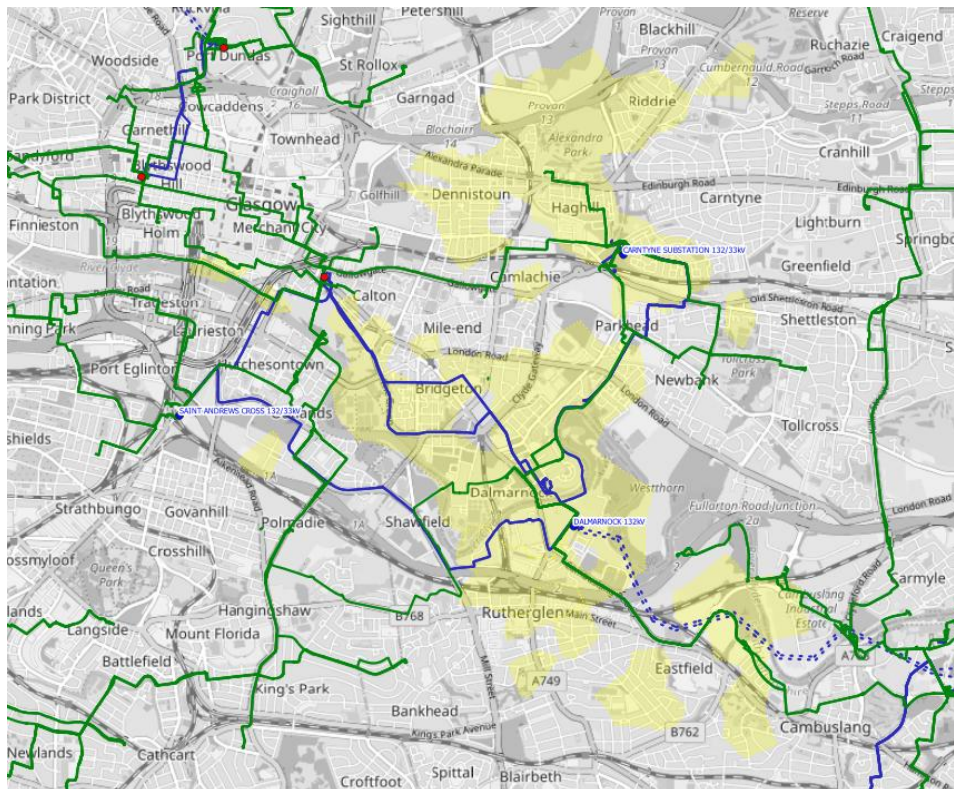
\*\*Post RIIO-ED2 plans are indicative.

132kV/EHV Interventions							
Network Area	Driver	Type	Solution	Flexibility (MW)	Increase in Firm Capacity (MVA)	Expected By	Status
Currie GSP	Fault Level		<b>Currie GSP Fault Level Mitigation</b> New 132/33kV 2 x 90MVA Currie GSP and new 33/11kV 2 x 20MVA Currie primary substation For details see: <a href="#">DNOA</a> and <a href="#">EJP</a>	-	30.0	2029/30	Planned

EHV Interventions							
Network Area	Driver	Type	Solution	Flexibility (MW)	Increase in Firm Capacity (MVA)	Expected By	Status
West Edinburgh	Thermal		<b>West Edinburgh Reinforcements</b> Scoping and Optioneering underway	-	TBC	2032/33	Signposted **

\*\*Post RII0-ED2 plans are indicative.

### 3.18 Dalmarnock



This section of network is fed via two 90MVA 132/33kV grid transformers. This group supplies around 19,000 customers in Ashgrove Street, Cambuslang, Eastercraigs and surrounding areas.

Summary		RIIO-ED2	Post RIIO-ED2**
Number of Interventions and Schemes	EHV	-	-
	EHV/HV	1*	1
	HV	2*	-
Capacity Added (MVA)		-	TBC
Flexibility Services (MW)		-	-



\*Could increase generation hosting capacity.

\*\*Post RIIO-ED2 plans are indicative.

EHV/HV Interventions							
Network Area	Driver	Type	Solution	Flexibility (MW)	Increase in Firm Capacity (MVA)	Expected By	Status
Ashgrove Street Primary	Asset Mod.		<b>EHV Transformer Condition Modernisation Programme</b> Replace transformer(s)	-	*	2026/27	Planned
	Thermal		<b>Ashgrove Street Primary Reinforcement</b> Scoping and optioneering underway	-	TBC	2032/33	Signposted**

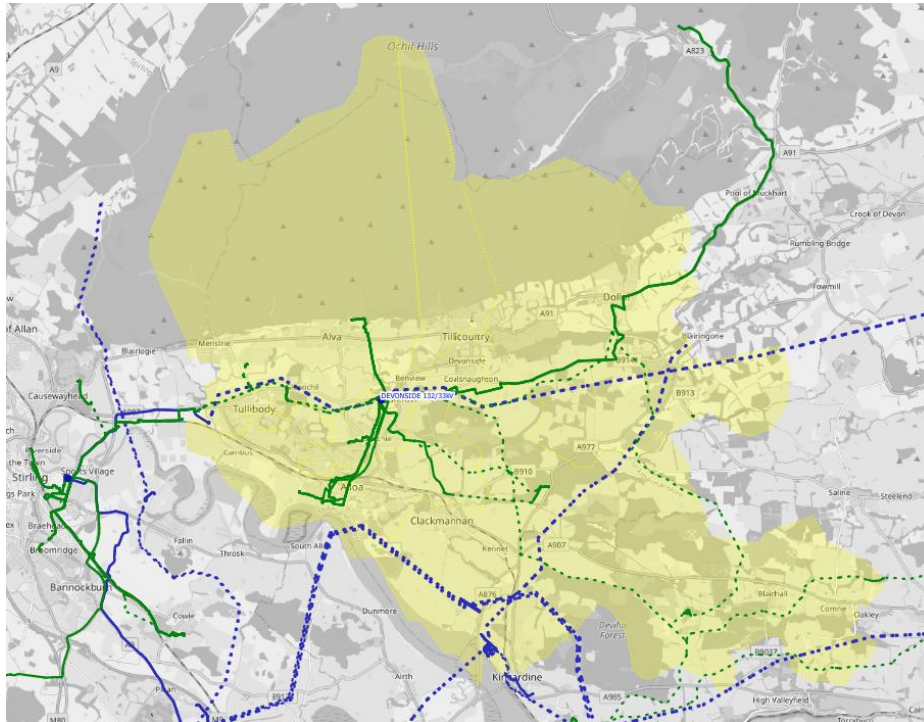
\*Could increase generation hosting capacity.

\*\*Post RIIO-ED2 plans are indicative.

HV Interventions							
Network Area	Driver	Type	Solution	Flexibility (MW)	Increase in Firm Capacity (MVA)	Expected By	Status
Ashgrove Street Primary	Asset Mod.		<b>HV Switchgear Primary Condition Modernisation Programme</b> Replace Switchgear	-	*	2026/27	Planned
Eastercraigs Primary	Asset Mod.		<b>HV Switchgear Primary Condition Modernisation Programme</b> Replace Switchgear	-	*	2024/25	Delivery

\*Could increase generation hosting capacity.

### 3.19 Devonside



This section of network is fed via two 90MVA 132/33kV grid transformers. This group supplies around 27,000 customers in Sauchie, Kelliebank, Dollar, Gartarry, Menstrie and surrounding areas.



Summary		RIIO-ED2	Post RIIO-ED2**
Number of Interventions and Schemes	EHV	1*	-
	EHV/HV	1*	1
	HV	2*	-
Capacity Added (MVA)		-	TBC
Flexibility Services (MW)		-	-

\*Could increase generation hosting capacity.

\*\*Post RIIO-ED2 plans are indicative.



EHV Interventions							
Network Area	Driver	Type	Solution	Flexibility (MW)	Increase in Firm Capacity (MVA)	Expected By	Status
Gartarry	Asset Mod.		<b>EHV Switchgear Condition Modernisation Programme</b> Replace Switchgear	-	*	2027/28	Planned

\*Could increase generation hosting capacity.

EHV/HV Interventions							
Network Area	Driver	Type	Solution	Flexibility (MW)	Increase in Firm Capacity (MVA)	Expected By	Status
Alloa Glass Primary	Asset Mod.		<b>EHV Transformer Condition Modernisation Programme</b> Replace transformer(s)	-	*	2024/25	Delivery
Kelliebank Primary	Thermal		<b>Kelliebank Primary</b> Scoping and optioneering underway	-	TBC	2029/30	Signposted **

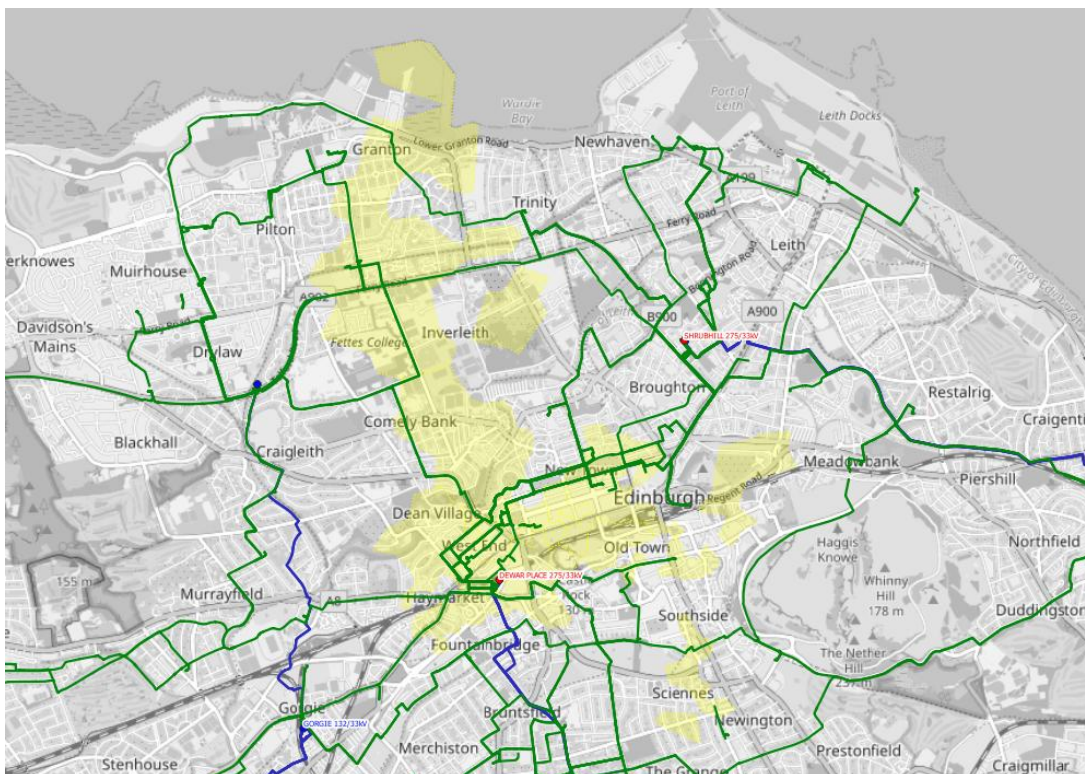
\*Could increase generation hosting capacity.

\*\*Post RIIO-ED2 plans are indicative.

HV Interventions							
Network Area	Driver	Type	Solution	Flexibility (MW)	Increase in Firm Capacity (MVA)	Expected By	Status
Weir Pumps Alloa Primary	Asset Mod.		<b>HV Switchgear Primary Condition Modernisation Programme</b> Replace Switchgear	-	*	2026/27	Planned
Alloa Glass Primary	Asset Mod.		<b>HV Switchgear Primary Condition Modernisation Programme</b> Replace Switchgear	-	*	2024/25	Delivery

\*Could increase generation hosting capacity.

### 3.20 Dewar Place



This section of network is fed via two 160MVA 275/33kV super grid transformers. This group supplies around 18,280 customers in and Cowgate, Dewar Place, Granton Park Avenue, Pilton Drive West, Randolph Lane, Thistle Court, William Street surrounding areas.

Summary		RIIO-ED2	Post RIIO-ED2**
Number of Interventions and Schemes	EHV	-	-
	EHV/HV	-	1
	HV	-	-
Capacity Added (MVA)		-	TBC
Flexibility Services (MW)		-	-

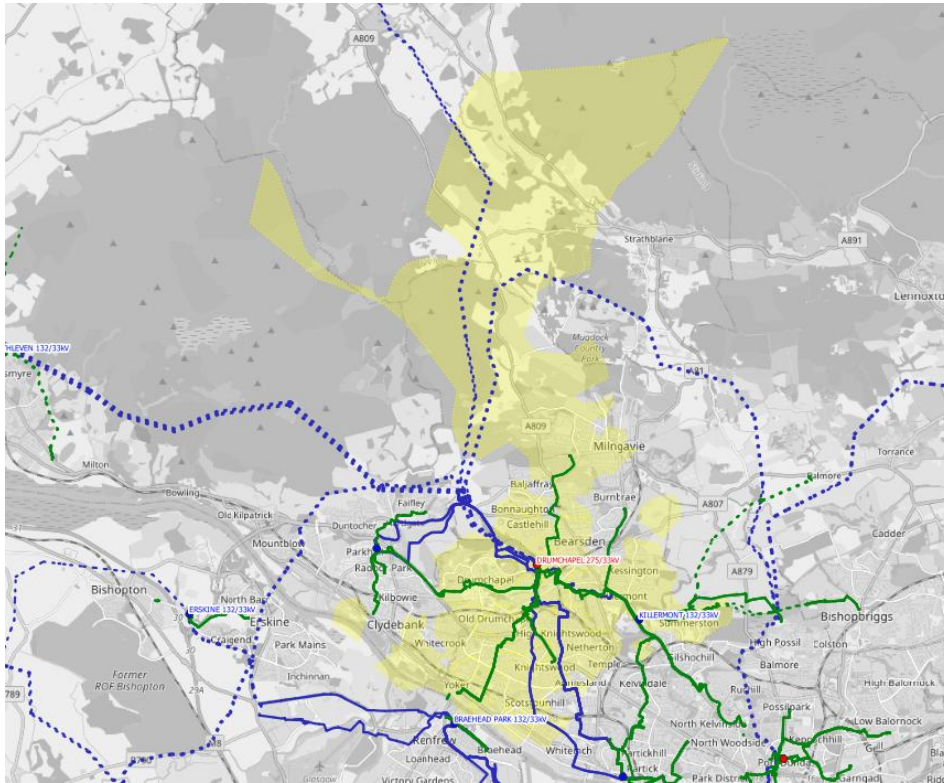
\*Could increase generation hosting capacity.

\*\*Post RIIO-ED2 plans are indicative.

EHV/HV Interventions							
Network Area	Driver	Type	Solution	Flexibility (MW)	Increase in Firm Capacity (MVA)	Expected By	Status
Cowgate Primary	Asset Mod.		<b>Cowgate Primary Reinforcement</b> Scoping and optioneering underway	-	TBC	2032/33	Signposted **

\*\*Post RIIO-ED2 plans are indicative.

### 3.21 Drumchapel



This section of network is fed via two 120MVA 275/33kV super grid transformers. This group supplies around 47,000 customers in Drumchapel Road, Craighdu Road, Westerton, Archerhill Road, Hecla Avenue, Yoker Ferry Road and surrounding areas.

Summary		RIIO-ED2	Post RIIO-ED2**
Number of Interventions and Schemes	EHV	1*	1
	EHV/HV	-	1
	HV	-	-
Capacity Added (MVA)		-	TBC
Flexibility Services (MW)		-	-


\*Could increase generation hosting capacity.

\*\*Post RIIO-ED2 plans are indicative.

EHV Interventions							
Network Area	Driver	Type	Solution	Flexibility (MW)	Increase in Firm Capacity (MVA)	Expected By	Status
Westerton Primary	Fault Level		<b>Fault Level Monitoring and Management</b> Installation of Real Time Fault Level Monitoring equipment at Westerton For details see: <a href="#">EJP</a>	-	*	2025/26	Planned
Drumchapel GSP	Asset Mod.		<b>EHV Switchgear Condition Modernisation Programme</b> Replace Switchgear	-	TBC	2032/33	Signposted**

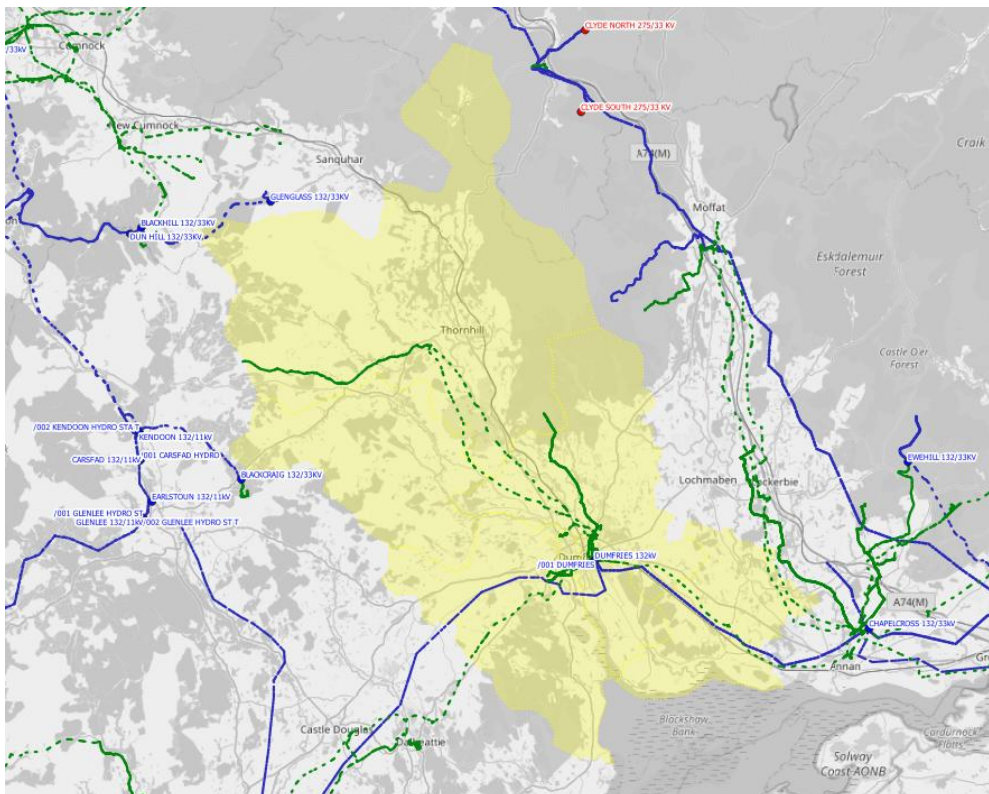
\*Could increase generation hosting capacity.

\*\*Post RIIO-ED2 plans are indicative.

EHV/HV Interventions							
Network Area	Driver	Type	Solution	Flexibility (MW)	Increase in Firm Capacity (MVA)	Expected By	Status
Yoker Ferry Primary	Thermal		<b>Yoker Ferry Primary Reinforcement</b> Scoping and optioneering underway	-	TBC	2032/33	Signposted **

\*\*Post RII0-ED2 plans are indicative.

### 3.22 Dumfries



This section of network is fed via two 90MVA 132/33kV grid transformers. This group supplies around 30,000 customers in Dumfries 11kV, Heathhall, Cargenbridge, Lochside, Maxwellton, Dunscore, Penpont, Carrutherstown and surrounding areas.

Summary		RIIO-ED2	Post RIIO-ED2**
Number of Interventions and Schemes	EHV	-	-
	EHV/HV	1*	2
	HV	-	2
Capacity Added (MVA)		-	TBC
Flexibility Services (MW)		-	-



\*Could increase generation hosting capacity.

\*\*Post RIIO-ED2 plans are indicative.

EHV/HV Interventions							
Network Area	Driver	Type	Solution	Flexibility (MW)	Increase in Firm Capacity (MVA)	Expected By	Status
Penpont Moni Primary	Asset Mod.		<b>EHV Transformer Condition Modernisation Programme</b> Replace transformer(s)	-	*	2024/25	Delivery
Lochside Primary	Asset Mod.		<b>EHV Transformer Condition Modernisation Programme</b> Replace transformer	-	TBC	2032/33	Signposted **
Stelrad Primary	Asset Mod.		<b>EHV Transformer Condition Modernisation Programme</b> Replace Transformer(s)	-	TBC	2032/33	Signposted **

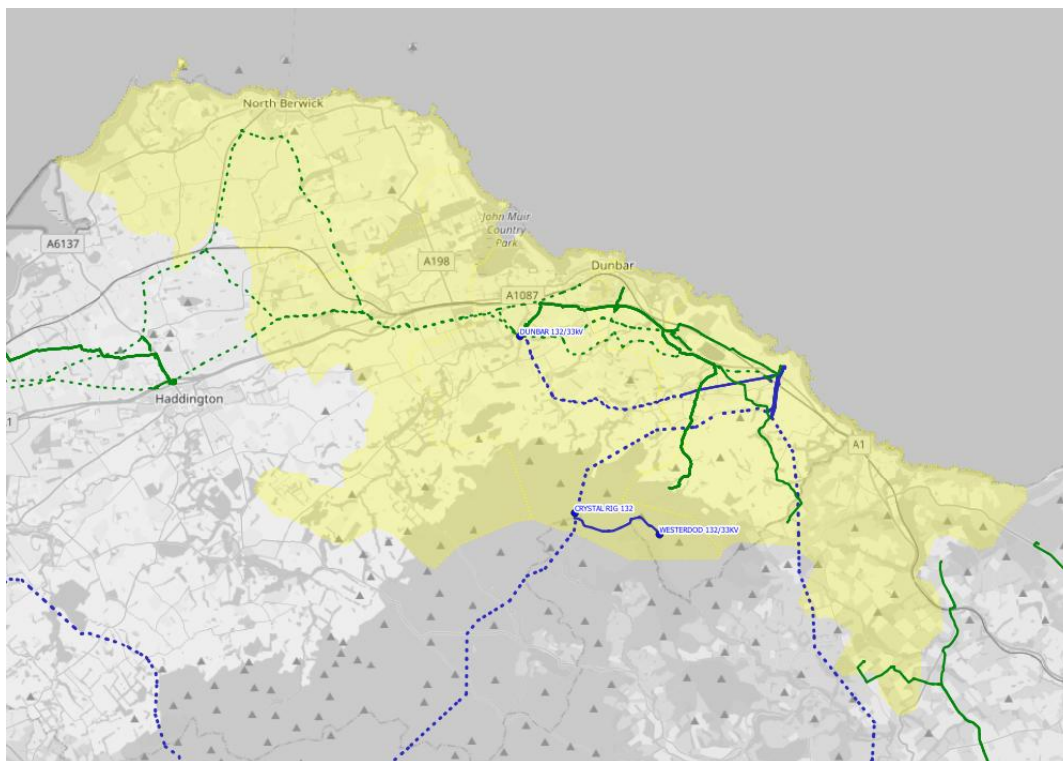
\*Could increase generation hosting capacity.

\*\*Post RIIO-ED2 plans are indicative.

HV Interventions							
Network Area	Driver	Type	Solution	Flexibility (MW)	Increase in Firm Capacity (MVA)	Expected By	Status
Lochside Primary	Asset Mod.		<b>HV Switchgear Condition Modernisation Programme</b> Replace transformer	-	TBC	2032/33	Signposted **
Stelrad Primary	Asset Mod.		<b>HV Switchgear Condition Modernisation Programme</b> Replace transformer	-	TBC	2032/33	Signposted **

\*\*Post RIIO-ED2 plans are indicative.

### 3.23 Dunbar



This section of network is fed via four 60MVA 132/33kV grid transformers. This group supplies around 43,000 customers in Belhaven Forth, East Linton, North Berwick and surrounding areas.

Summary		RIIO-ED2	Post RIIO-ED2**
Number of Interventions and Schemes	EHV	1*	1
	EHV/HV	-	1
	HV	-	1
Capacity Added (MVA)		-	TBC
Flexibility Services (MW)		-	-


\*Could increase generation hosting capacity.

\*\*Post RIIO-ED2 plans are indicative.


EHV Interventions							
Network Area	Driver	Type	Solution	Flexibility (MW)	Increase in Firm Capacity (MVA)	Expected By	Status
Spott Road / Belhaven Forth / North Berwick	Thermal		<b>Spott Rd / Belhaven Forth / North Berwick Primary Reinforcement</b> Scoping and optioneering underway	-	TBC	2032/33	Signposted**
Berwick GSP	Fault Level		<b>Fault Level Monitoring and Management</b> Installation of Real Time Fault Level Monitoring equipment at Berwick For details see: <a href="#">EJP</a>	-	*	2027/28	Planned

\*Could increase generation hosting capacity.

\*\*Post RIIO-ED2 plans are indicative.

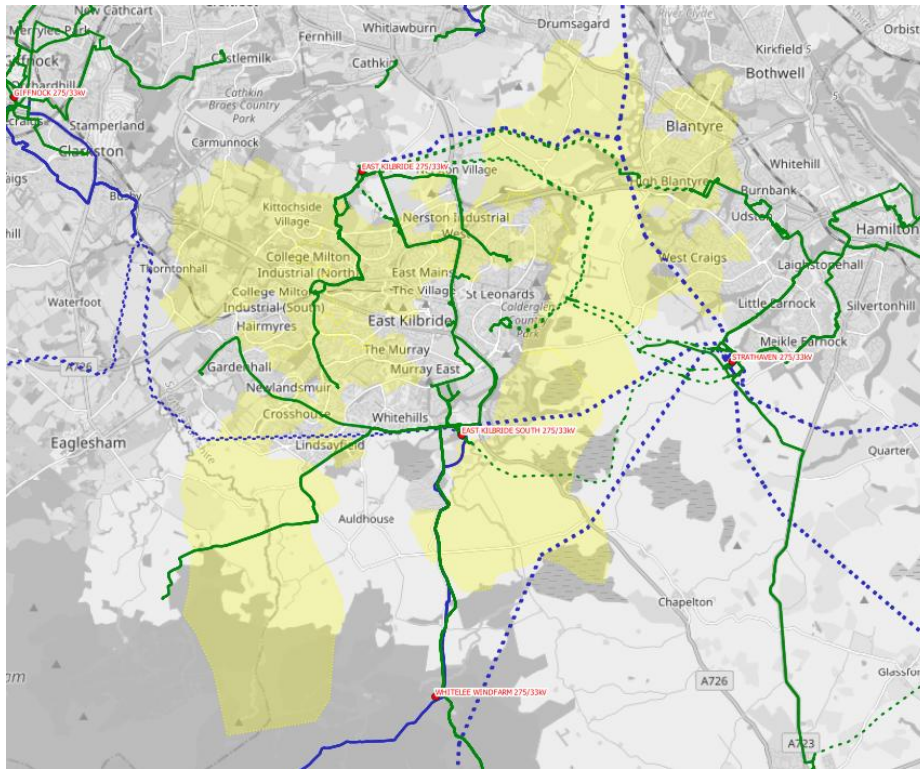
EHV / HV Interventions							
Network Area	Driver	Type	Solution	Flexibility (MW)	Increase in Firm Capacity (MVA)	Expected By	Status
Torness Primary	Asset Mod.		<b>EHV Transformer Condition Modernisation Programme</b> Replace Transformer(s)	-	TBC	2032/33	Signposted **

\*\*Post RIIO-ED2 plans are indicative.

HV Interventions							
Network Area	Driver	Type	Solution	Flexibility (MW)	Increase in Firm Capacity (MVA)	Expected By	Status
Torness Primary	Asset Mod.		<b>HV Switchgear Condition Modernisation Programme</b> Replace Switchgear	-	TBC	2032/33	Signposted **

\*\*Post RIIO-ED2 plans are indicative.

### 3.24 East Kilbride




This section of network is fed via two 120MVA 275/33kV super grid transformers. This group supplies around 29,000 customers in Markethill, Westwood, College Milton, Hunter and High Blantyre and surrounding areas.



Summary		RIIO-ED2	Post RIIO-ED2**
Number of Interventions and Schemes	275kV/EHV	-	-
	EHV	-	-
	EHV/HV	1*	-
	HV	1*	1
Capacity Added (MVA)		-	TBC
Flexibility Services (MW)		-	-

\*Could increase generation hosting capacity.

\*\*Post RIIO-ED2 plans are indicative.

EHV/HV Interventions							
Network Area	Driver	Type	Solution	Flexibility (MW)	Increase in Firm Capacity (MVA)	Expected By	Status
High Blantyre Primary	Asset Mod.		<b>EHV Transformer Condition Modernisation Programme</b> Replace transformer(s)	-	*	2024/25	Delivery

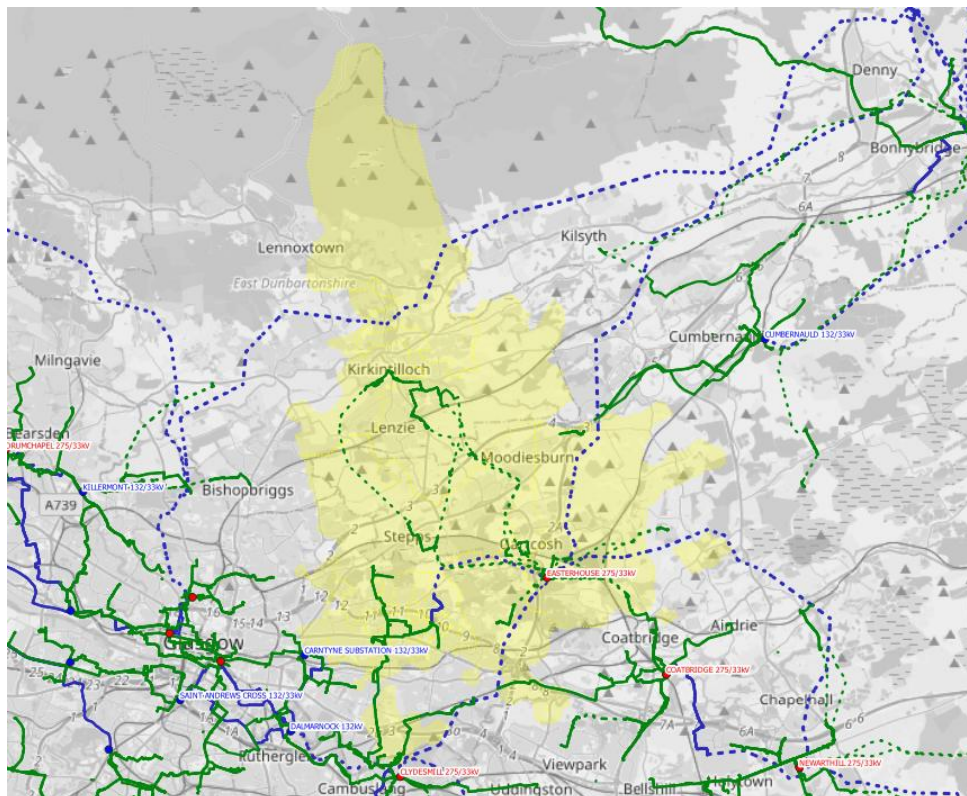
\*Could increase generation hosting capacity.

HV Interventions							
Network Area	Driver	Type	Solution	Flexibility (MW)	Increase in Firm Capacity (MVA)	Expected By	Status
High Blantyre Primary	Asset Mod.		<b>HV Switchgear Primary Condition Modernisation Programme</b> Replace Switchgear	-	*	2025/26	Planned
Markethill	Asset Mod.		<b>HV Switchgear Primary Condition Modernisation Programme</b> Replace Switchgear	-	*	2032/33	Signposted **

\*Could increase generation hosting capacity.

\*\*Post RIIO-ED2 plans are indicative.

### 3.25 Easterhouse



This section of network is fed via two 120MVA 275/33kV super grid transformers. This group supplies around 49,000 customers in Woodisle, Kirkintilloch, Bishop, Gartsherrie, Stepford, Avenue End Road, Consett Street and surrounding areas.

Summary		RIIO-ED2	Post RIIO-ED2**
Number of Interventions and Schemes	EHV	2*	1
	EHV/HV	2*	1
	HV	-	1
Capacity Added (MVA)		-	TBC
Flexibility Services (MW)		-	-

\*Could increase generation hosting capacity.

\*\*Post RIIO-ED2 plans are indicative.

EHV Interventions							
Network Area	Driver	Type	Solution	Flexibility (MW)	Increase in Firm Capacity (MVA)	Expected By	Status
Easterhouse GSP	Fault Level		<b>Fault Level Monitoring and Management</b> Installation of Real Time Fault Level Monitoring equipment at Easterhouse For details see: <a href="#">EJP</a>	-	*	2027/28	Planned
Bartiebeith Road 33kV	Asset Mod.		<b>EHV Switchgear Condition Modernisation Programme</b> Replace Switchgear	-	*	2026/27	Planned

Easterhouse – Bartiebeath Road	Thermal		<b>Easterhouse – Bartiebeath Road Reinforcement</b> Scoping and optioneering underway	-	TBC	2032/33	Signposted **
--------------------------------	---------	--	--	---	-----	---------	------------------

\*Could increase generation hosting capacity.  
\*\*Post RIIO-ED2 plans are indicative.

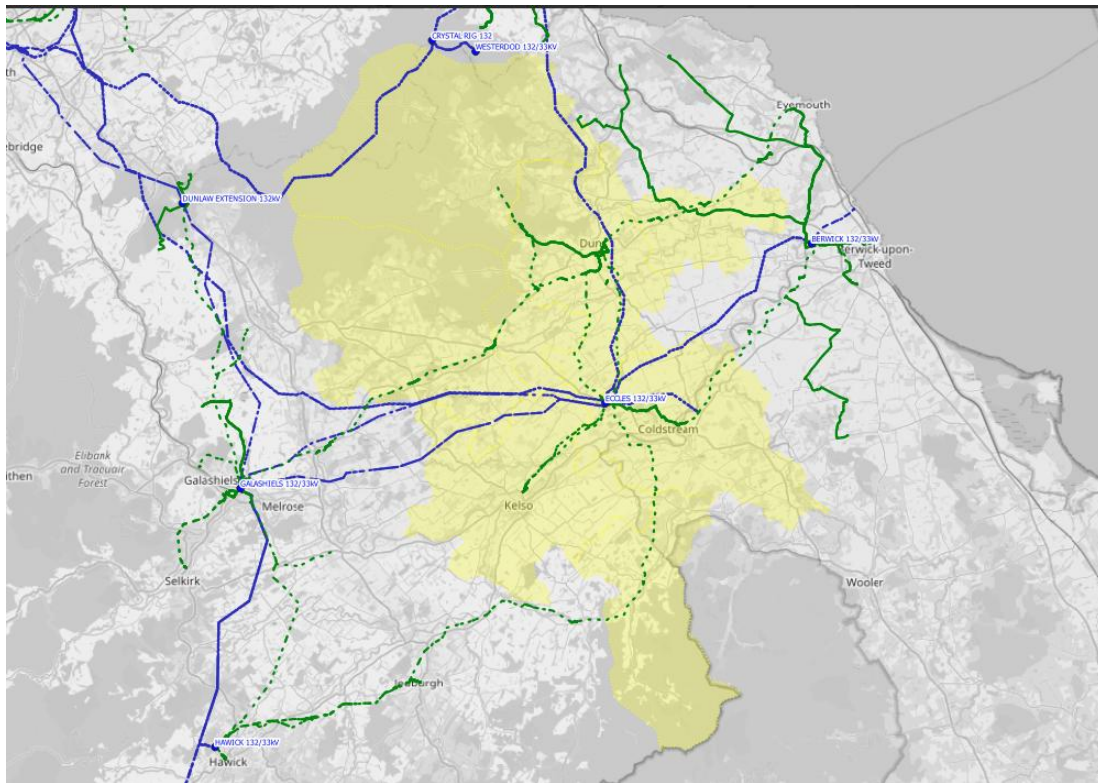
EHV/HV Interventions							
Network Area	Driver	Type	Solution	Flexibility (MW)	Increase in Firm Capacity (MVA)	Expected By	Status
Bishop Primary	Asset Mod.		<b>EHV Transformer Condition Modernisation Programme</b> Replace transformer(s)	-	*	2027/28	Planned
Stepford Primary	Asset Mod.		<b>EHV Transformer Condition Modernisation Programme</b> Replace transformer(s)	-	*	2024/25	Delivery
Gartsherrie Primary	Asset Mod.		<b>EHV Transformer Condition Modernisation Programme</b> Replace Transformer(s)	-	TBC	2032/33	Signposted **

\*Could increase generation hosting capacity.  
\*\*Post RIIO-ED2 plans are indicative.

HV Interventions							
Network Area	Driver	Type	Solution	Flexibility (MW)	Increase in Firm Capacity (MVA)	Expected By	Status
Woodisle Primary	Asset Mod.		<b>HV Switchgear Condition Modernisation Programme</b> Replace Switchgear	-	TBC	2032/33	Signposted **

\*\*Post RIIO-ED2 plans are indicative.

### 3.26 Eccles





This section of network is fed via two 60MVA 132/33kV grid transformers. This group supplies around 10,962 customers in Chirside, Coldstream, Duns, Gordon, Greenlaw, Oakfield – Kelso, Whitchester, Yetholm and surrounding areas.

Summary		RIIO-ED2	Post RIIO-ED2**
Number of Interventions and Schemes	EHV	-	-
	EHV/HV	-	2
	HV	-	1
Capacity Added (MVA)		-	TBC
Flexibility Services (MW)		-	-

\*\*Post RIIO-ED2 plans are indicative.

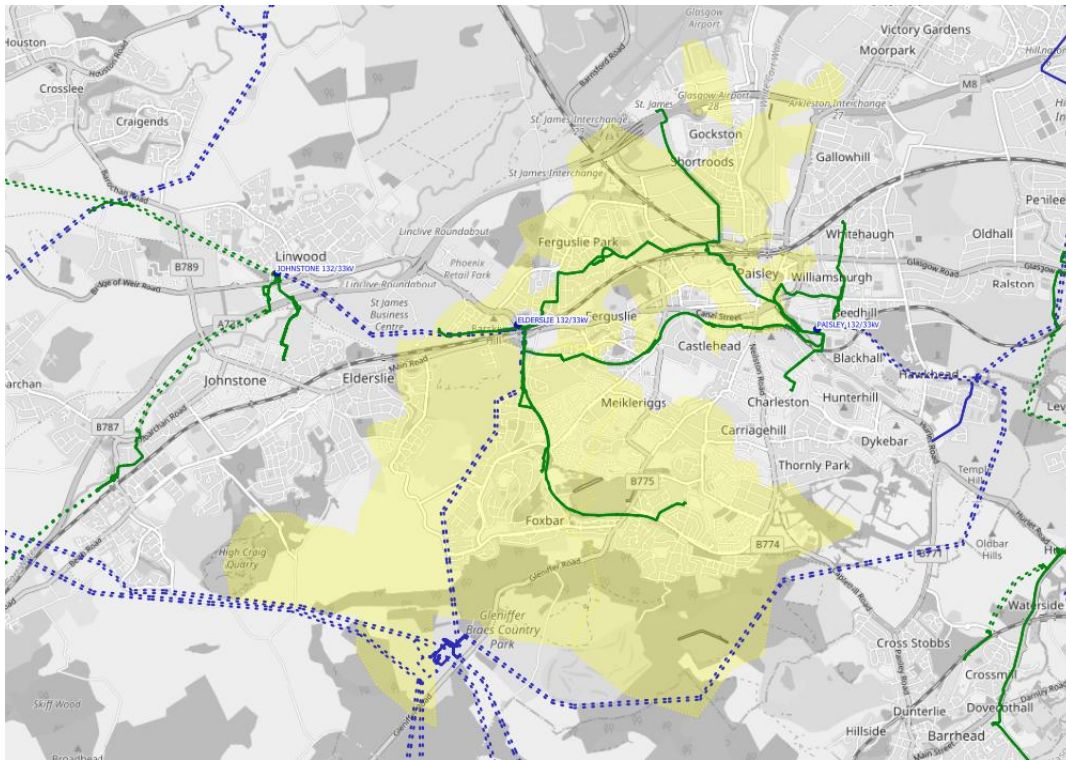
\*\*Post RIIO-ED2 plans are indicative

EHV/HV Interventions							
Network Area	Driver	Type	Solution	Flexibility (MW)	Increase in Firm Capacity (MVA)	Expected By	Status
Yetholm Primary	Asset Mod.		<b>EHV Transformer Condition Modernisation Programme</b> Replace transformer	-	TBC	2032/33	Signposted **
Gordon Primary	Asset Mod.		<b>EHV Transformer Condition Modernisation Programme</b> Replace transformer	-	TBC	2032/33	Signposted **

HV Interventions							
Network Area	Driver	Type	Solution	Flexibility (MW)	Increase in Firm Capacity (MVA)	Expected By	Status
Yetholm Primary	Asset Mod.		<b>HV Switchgear Primary Condition Modernisation Programme</b> Replace Switchgear	-	TBC	2032/33	Signposted **
Gordon Primary	Asset Mod.		<b>EHV Transformer Condition Modernisation Programme</b> Replace transformer	-	TBC	2032/33	Signposted **

\*\*Post RIIO-ED2 plans are indicative.

### 3.27 Elderslie



This section of network is fed via two 60MVA 132/33kV grid transformers. This group supplies around 21,000 customers in Foxbar, Glenburn, Underwood and surrounding areas.



Summary		RIIO-ED2	Post RIIO-ED2**
Number of Interventions and Schemes	EHV	-	1
	EHV/HV	-	-
	HV	1*	1
Capacity Added (MVA)		-	TBC
Flexibility Services (MW)		-	-

\*Could increase generation hosting capacity.

\*\*Post RIIO-ED2 plans are indicative.

EHV Interventions							
Network Area	Driver	Type	Solution	Flexibility (MW)	Increase in Firm Capacity (MVA)	Expected By	Status
Underwood Primary	Thermal		<b>Underwood Primary Reinforcement</b> Scoping and optioneering underway	-	TBC	2032/33	Signposted **

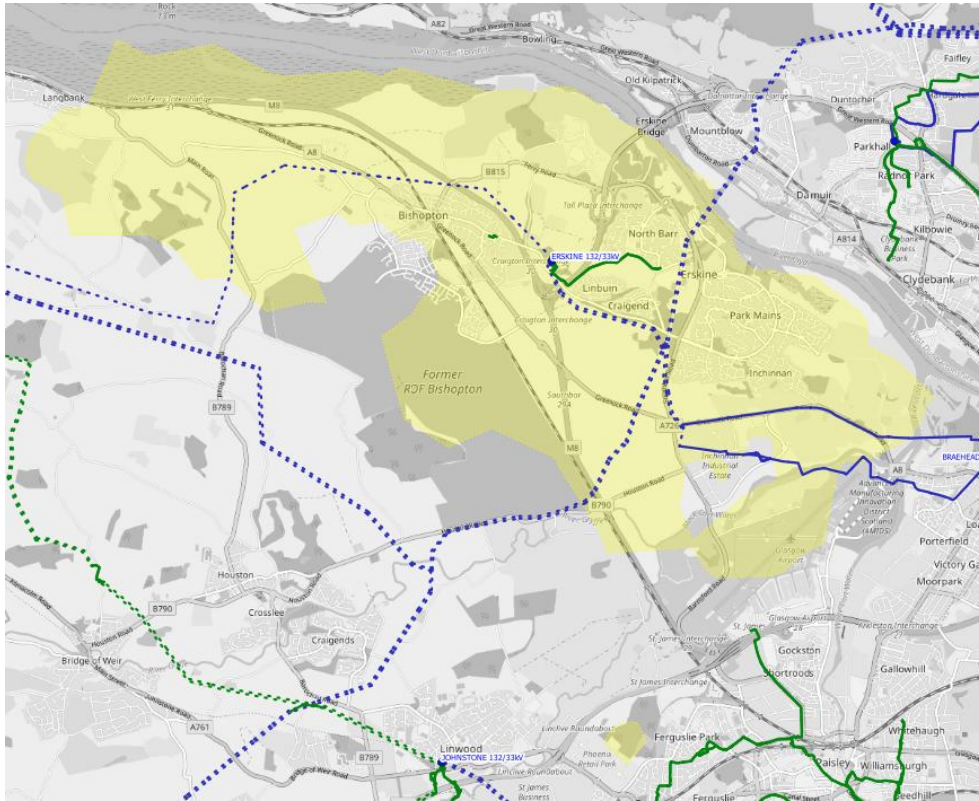
\*\*Post RIIO-ED2 plans are indicative.

HV Interventions							
Network Area	Driver	Type	Solution	Flexibility (MW)	Increase in Firm Capacity (MVA)	Expected By	Status
Glenburn Primary	Asset Mod.		<b>HV Switchgear Primary Condition Modernisation Programme</b> Replace Switchgear	-	*	2025/26	Planned
Underwood 33/11	Asset Mod.		<b>HV Switchgear Primary Condition Modernisation Programme</b> Replace Switchgear	-	TBC	2032/33	Signposted **

\*Could increase generation hosting capacity.

\*\*Post RII0-ED2 plans are indicative.

### 3.28 Erskine




This section of network is fed via two 60MVA 132/33kV grid transformers. This group supplies around 9,000 customers in Erskine and surrounding areas.


Summary		RIIO-ED2	Post RIIO-ED2**
Number of Interventions and Schemes	132kV/EHV	-	-
	EHV	1*	-
	EHV/HV	-	1
	HV	-	1
Capacity Added (MVA)		-	TBC
Flexibility Services (MW)		-	-

\*Could increase generation hosting capacity.


\*\*Post RIIO-ED2 plans are indicative.

EHV Interventions							
Network Area	Driver	Type	Solution	Flexibility (MW)	Increase in Firm Capacity (MVA)	Expected By	Status
Erskine Primary	Fault Level		<b>Fault Level Monitoring and Management</b> Installation of Real Time Fault Level Monitoring equipment at Erskine For details see: <a href="#">EJP</a>	-	*	2027/28	Planned

\*Could increase generation hosting capacity.

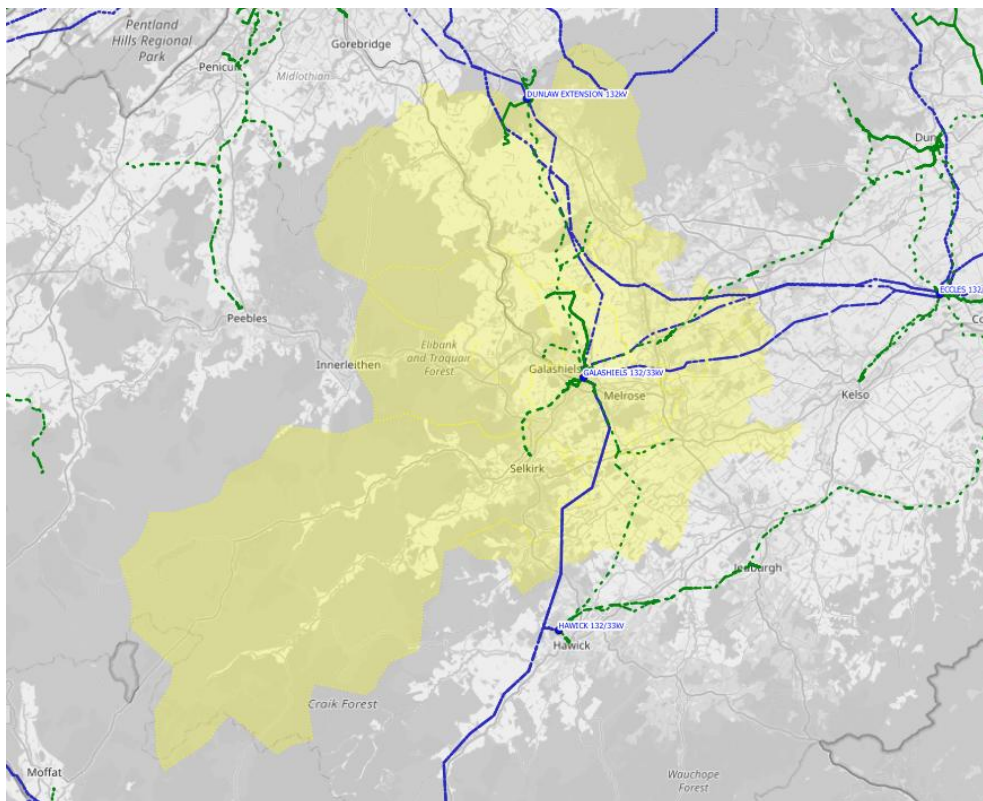
EHV / HV Interventions							
Network Area	Driver	Type	Solution	Flexibility (MW)	Increase in Firm Capacity (MVA)	Expected By	Status
Erskine / Ardgour Drive	Fault Level		<b>Erskine / Ardgour Drive</b> Scoping and optioneering underway	-	TBC	2032/33	Signposted **

\*\*Post RIIO-ED2 plans are indicative.

HV Interventions							
Network Area	Driver	Type	Solution	Flexibility (MW)	Increase in Firm Capacity (MVA)	Expected By	Status
Erskine 33/11 kV Primary	Asset Mod.		<b>HV Switchgear Primary Condition Modernisation Programme</b> Replace Switchgear	-	TBC	2032/33	Signposted **

\*\*Post RIIO-ED2 plans are indicative.

### 3.29 Galashiels



This section of network is fed via two 90MVA 132/33kV grid transformers. This group supplies around 21,000 customers in Netherdale, Yair Bridge, Selkirk, Glendinning Terrace, Lauder, Earlston (Borders) and surrounding areas.





Summary		RIIO-ED2	Post RIIO-ED2**
Number of Interventions and Schemes	132/EHV	-	1
	EHV	4	-
	EHV/HV	-	4
	HV	-	3
Capacity Added (MVA)		7.5	TBC
Flexibility Services (MW)		17.9	-

\*Could increase generation hosting capacity.





\*\*Post RIIO-ED2 plans are indicative.

132kV/EHV Interventions							
Network Area	Driver	Type	Solution	Flexibility (MW)	Increase in Firm Capacity (MVA)	Expected By	Status
Berwick GSP	Thermal		<b>Berwick GSP &amp; Ring Reinforcement</b> Scoping and optioneering underway	-	TBC	2032/33	Signposted **




\*\*Post RIIO-ED2 plans are indicative.

EHV Interventions							
Network Area	Driver	Type	Solution	Flexibility (MW)	Increase in Firm Capacity (MVA)	Expected By	Status
Yair Bridge Primary	Security of Supply		<b>Yair Bridge Primary Reinforcement</b> New EHV circuit to secure Innerleithen demand For details see: <a href="#">DNOA</a> and <a href="#">EJP</a>	17.9	7.5	2023/24 To 2027/28	Delivery
	Asset Mod.		<b>EHV Switchgear Condition Modernisation Programme</b> Replace Switchgear	-	*	2025/26	Planned
Galashiels Grid	Asset Mod.		<b>EHV Switchgear Condition Modernisation Programme</b> Replace Switchgear	-	*	2024/25	Delivery
Galashiels GSP	Fault Level		<b>Fault Level Monitoring and Management</b> Installation of Real Time Fault Level Monitoring equipment at Galashiels For details see: <a href="#">EJP</a>	-	*	2027/28	Planned

\*Could increase generation hosting capacity.

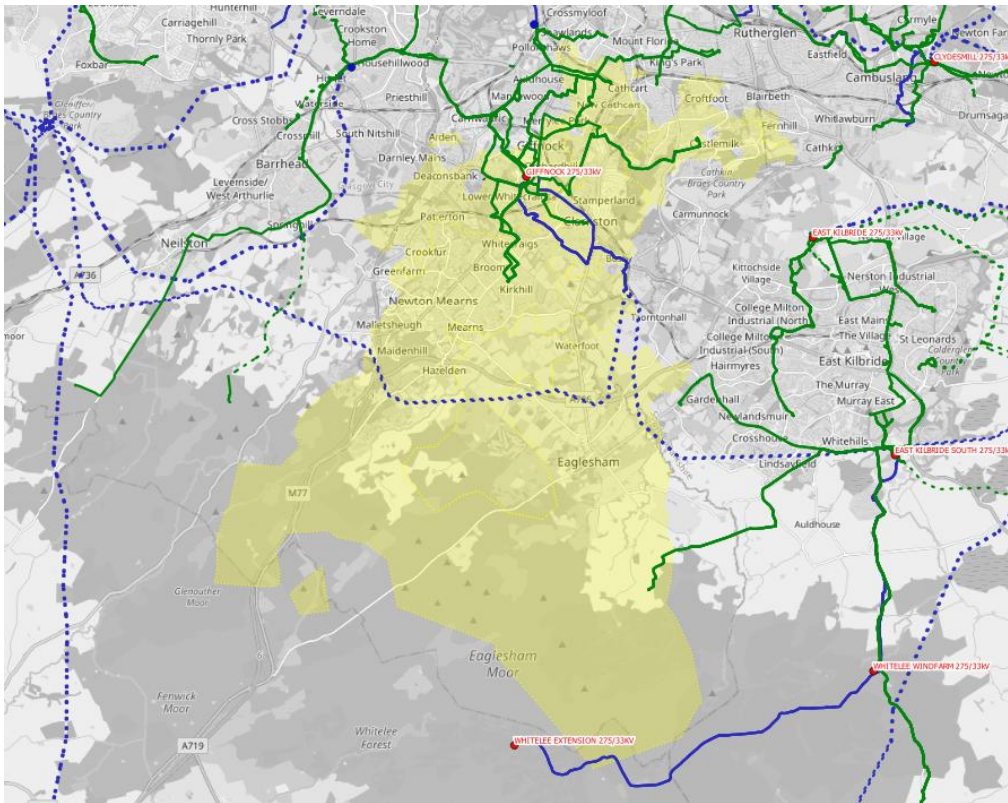
EHV/HV Interventions							
Network Area	Driver	Type	Solution	Flexibility (MW)	Increase in Firm Capacity (MVA)	Expected By	Status
Netherdale Primary	Thermal		<b>Netherdale Primary Reinforcement</b> Scoping and optioneering underway	-	TBC	2032/33	Signposted **
St Boswells Primary	Asset Mod.		<b>EHV Transformer Condition Modernisation Programme</b> Replace Transformer	-	TBC	2032/33	Signposted **
Yair Bridge Primary	Asset Mod.		<b>EHV Transformer Condition Modernisation Programme</b> Replace Transformer(s)	-	TBC	2032/33	Signposted **
Innerleithen Primary	Asset Mod.		<b>EHV Transformer Condition Modernisation Programme</b> Replace Transformer(s)	-	TBC	2032/33	Signposted **

\*\*Post RIIO-ED2 plans are indicative.

HV Interventions							
Network Area	Driver	Type	Solution	Flexibility (MW)	Increase in Firm Capacity (MVA)	Expected By	Status
Innerleithen Primary	Asset Mod.		<b>HV Switchgear Primary Condition Modernisation Programme</b> Replace Switchgear	-	TBC	2032/33	Signposted **
St Boswells Primary	Asset Mod.		<b>HV Switchgear Primary Condition Modernisation Programme</b> Replace Switchgear	-	TBC	2032/33	Signposted **
Selkirk Primary	Asset Mod.		<b>HV Switchgear Primary Condition Modernisation Programme</b> Replace Switchgear	-	TBC	2032/33	Signposted **

\*\*Post RIIO-ED2 plans are indicative.

### 3.30 Giffnock







This section of network is fed via two 120MVA 275/33kV super grid transformers. This group supplies around 62,000 customers in Castle, Berryhill Road, Castlemilk, Clarkston, Newlands, Burnfield, Langside and surrounding areas.






Summary		RIIO-ED2	Post RIIO-ED2**
Number of Interventions and Schemes	EHV	-	-
	EHV/HV	1	3
	HV	2*	3
Capacity Added (MVA)		-	TBC
Flexibility Services (MW)		25.4	-

\*Could increase generation hosting capacity.

\*\*Post RIIO-ED2 plans are indicative.

EHV/HV Interventions							
Network Area	Driver	Type	Solution	Flexibility (MW)	Increase in Firm Capacity (MVA)	Expected By	Status
Castle Primary	Thermal	 SU	<b>Flexibility Services for High Utilisation Groups</b> Flexibility services to manage thermal constraints For details see: <a href="#">EJP</a>	25.4	-	2023/24 to 2027/28	Delivery
	Thermal		<b>Castle Primary Reinforcement</b> Scoping and optioneering underway	-	TBC	2030/31	Signposted **
Castlemilk Primary	Asset Mod.		<b>EHV Transformer Condition Modernisation Programme</b> Replace Transformer(s)	-	TBC	2032/33	Signposted **
Newlands Primary	Asset Mod.		<b>EHV Transformer Condition Modernisation Programme</b> Replace Transformer(s)	-	TBC	2032/33	Signposted **

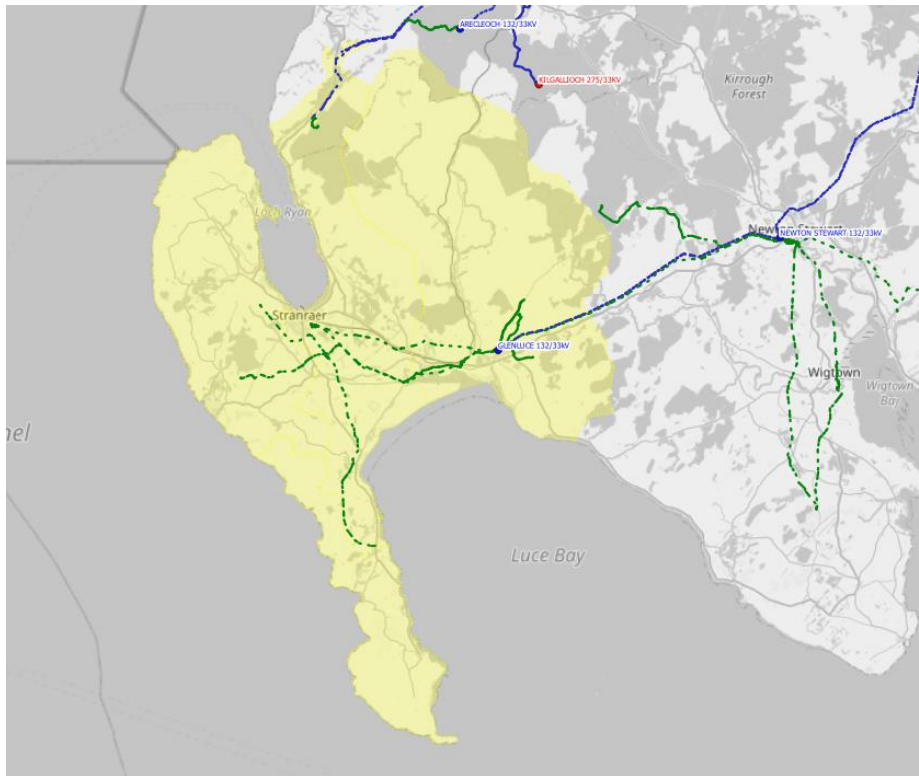
\*\*Post RIIO-ED2 plans are indicative.

HV Interventions							
Network Area	Driver	Type	Solution	Flexibility (MW)	Increase in Firm Capacity (MVA)	Expected By	Status
Clarkston Primary	Asset Mod.		<b>HV Switchgear Primary Condition Modernisation Programme</b> Replace Switchgear	-	*	2027/28	Planned
Castle Primary	Asset Mod.		<b>HV Switchgear Primary Condition Modernisation Programme</b> Replace Switchgear	-	*	2024/25	Delivery
Castlemilk Primary	Asset Mod.		<b>HV Switchgear Primary Condition Modernisation Programme</b> Replace Switchgear	-	TBC	2032/33	Signposted **
Newlands Primary	Asset Mod.		<b>HV Switchgear Primary Condition Modernisation Programme</b> Replace Switchgear	-	TBC	2032/33	Signposted **
Burnfield Primary	Asset Mod.		<b>HV Switchgear Primary Condition Modernisation Programme</b> Replace Switchgear	-	TBC	2032/33	Signposted **

\*Could increase generation hosting capacity.

\*\*Post RIIO-ED2 plans are indicative.

### 3.31 Glenluce



This section of network is fed via two 60MVA 132/33kV grid transformers. This group supplies around 10,000 customers in Glenluce, Stranraer, Auchneel, Barrhill and surrounding areas.

Summary		RIIO-ED2	Post RIIO-ED2**
Number of Interventions and Schemes	EHV	-	-
	EHV/HV	1	1
	HV	-	-
Capacity Added (MVA)		-	TBC
Flexibility Services (MW)		29.8	-

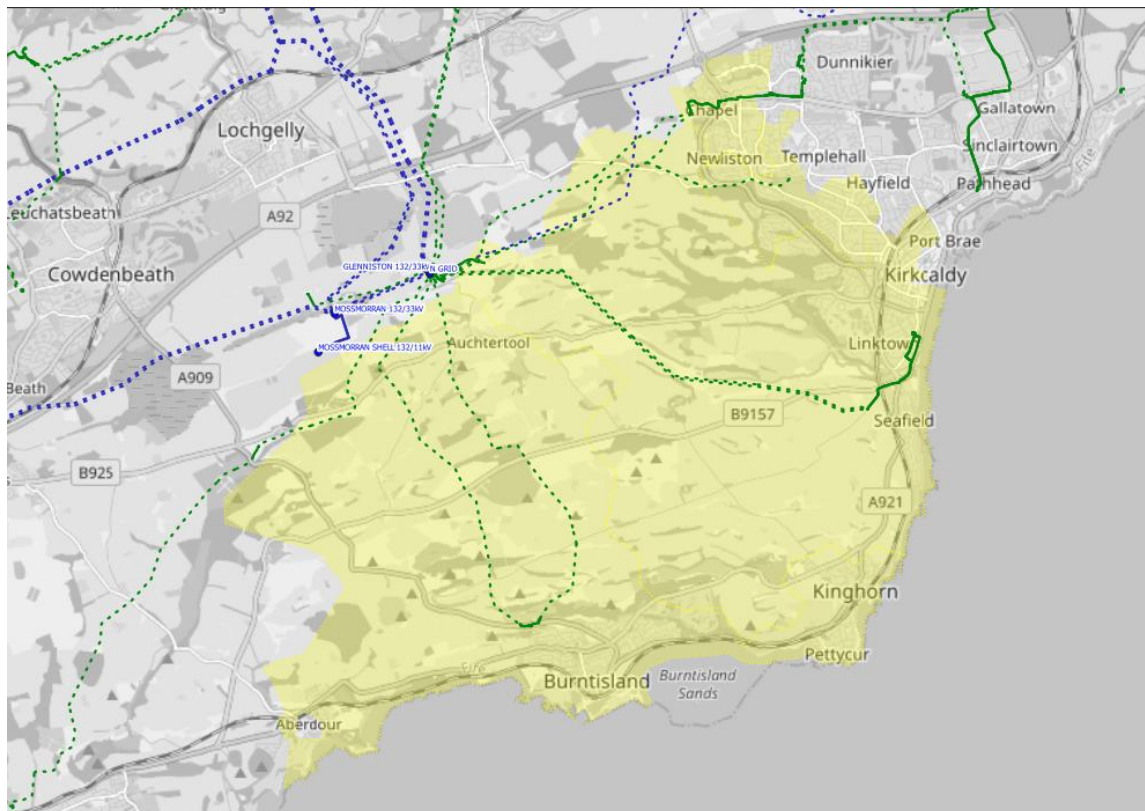
\*Could increase generation hosting capacity.

\*\*Post RIIO-ED2 plans are indicative.

EHV/HV Interventions							
Network Area	Driver	Type	Solution	Flexibility (MW)	Increase in Firm Capacity (MVA)	Expected By	Status
Stranraer Primary	Voltage	SU	<b>Stranraer</b> Flexibility services to manage the network risk For details see: <a href="#">EJP</a>	29.8	-	2023/24 to 2027/28	Delivery
	Thermal	Thermal	<b>Stranraer 33kV Reinforcement</b> Scoping and optioneering underway	-	TBC	2031/32	Signposted**

\*\*Post RIIO-ED2 plans are indicative.

### 3.32 Glenniston





This section of network is fed via two 90MVA 132/33kV grid transformers. This group supplies around 14,518 customers in Burntisland, Cluny Road, Linton Lane, Raith and surrounding areas.

Summary		RIIO-ED2	Post RIIO-ED2**
Number of Interventions and Schemes	EHV	-	-
	EHV/HV	-	1
	HV	-	2
Capacity Added (MVA)		-	TBC
Flexibility Services (MW)		-	-

\*\*Post RIIO-ED2 plans are indicative.

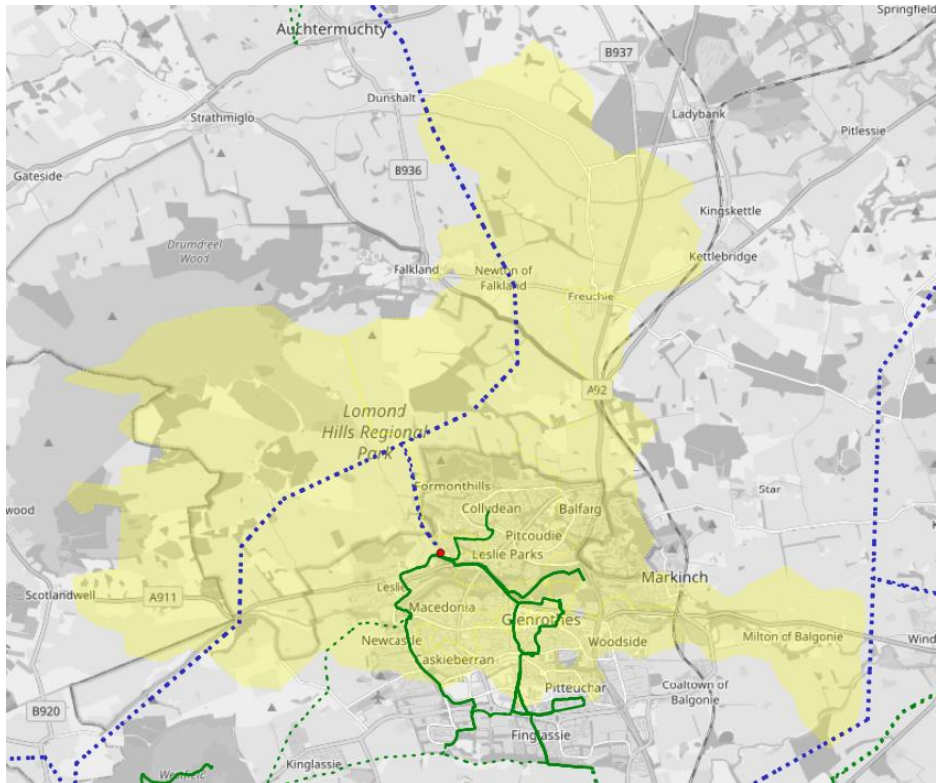
EHV/HV Interventions							
Network Area	Driver	Type	Solution	Flexibility (MW)	Increase in Firm Capacity (MVA)	Expected By	Status
Cluny Road Primary	Asset Mod.		<b>EHV Transformer Condition Modernisation Programme</b> Replace Transformer(s)	-	TBC	2032/33	Signposted **

\*\*Post RIIO-ED2 plans are indicative.

HV Interventions							
Network Area	Driver	Type	Solution	Flexibility (MW)	Increase in Firm Capacity (MVA)	Expected By	Status
Raith Primary	Asset Mod.		<b>HV Switchgear Condition Modernisation Programme</b> Replace Switchgear	-	TBC	2032/33	Signposted **
Cluny Road Primary	Asset Mod.		<b>HV Switchgear Condition Modernisation Programme</b> Replace Switchgear	-	TBC	2032/33	Signposted **

\*\*Post RIIO-ED2 plans are indicative.

### 3.33 Glenrothes





This section of network is fed via two 120MVA 275/33kV super grid transformers. This group supplies around 19,000 customers in Collydene, Glenwood, Queensway, Warout Road and surrounding areas.

Summary		RIIO-ED2	Post RIIO-ED2**
Number of Interventions and Schemes	EHV	-	-
	EHV/HV	1*	1
	HV	-	-
Capacity Added (MVA)		-	TBC
Flexibility Services (MW)		1.2	-

\*Could increase generation hosting capacity.

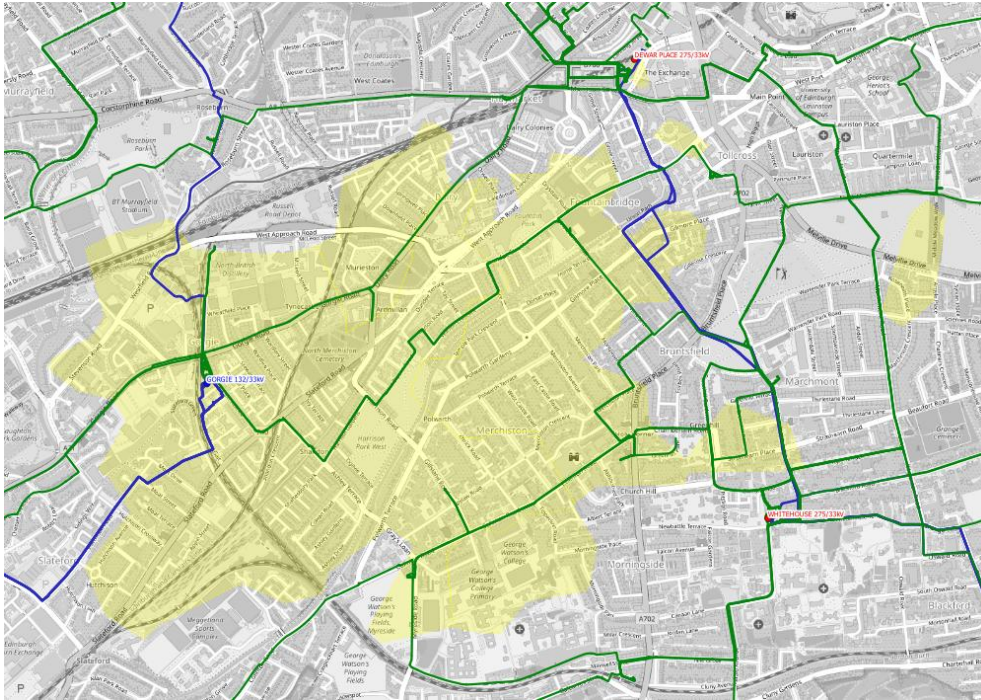
\*\*Post RIIO-ED2 plans are indicative.

EHV/HV Interventions							
Network Area	Driver	Type	Solution	Flexibility (MW)	Increase in Firm Capacity (MVA)	Expected By	Status
Warout Road Primary	Thermal	 SU	<b>Flexibility Services for High Utilisation Groups</b> Flexibility services to manage thermal constraints For details see: <a href="#">EJP</a>	1.2	-	2023/24 to 2025/26	Delivery
	Thermal		<b>Warout Road Primary Reinforcement</b> Scoping and optioneering underway	-	TBC	2030/31	Signposted **

\* Could increase generation hosting capacity.

\*\*Post RIIO-ED2 plans are indicative.


### 3.34 Gorgie




This section of network is fed via two 60MVA 132/33kV grid transformers. This group supplies around 18,109 customers in Gorgie, S&N Breweries Viewforth and surrounding areas.

Summary		RIIO-ED2	Post RIIO-ED2**
Number of Interventions and Schemes	EHV	-	1
	EHV/HV	-	1
	HV	-	-
Capacity Added (MVA)		-	TBC
Flexibility Services (MW)		-	-

\*\*Post RIIO-ED2 plans are indicative.

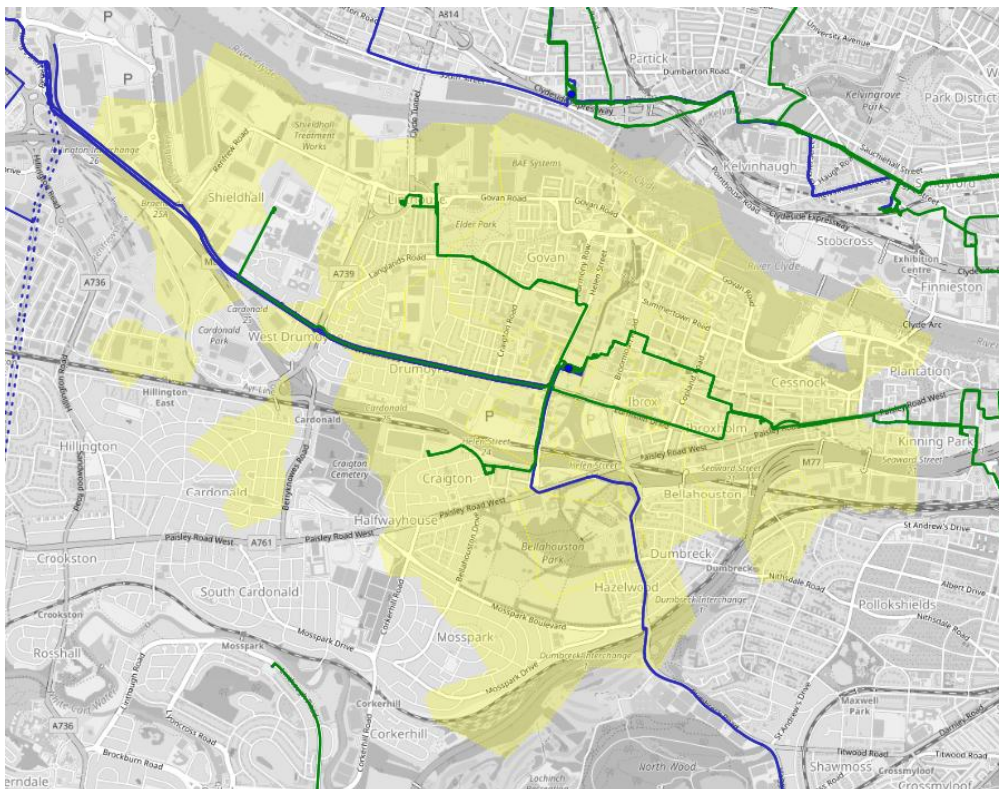
EHV Interventions							
Network Area	Driver	Type	Solution	Flexibility (MW)	Increase in Firm Capacity (MVA)	Expected By	Status
Gorgie GSP	Asset Mod.		<b>EHV Switchgear Condition Modernisation Programme</b> Replace Switchgear	-	TBC	2032/33	Signposted **

\*\*Post RIIO-ED2 plans are indicative.

EHV/HV Interventions							
Network Area	Driver	Type	Solution	Flexibility (MW)	Increase in Firm Capacity (MVA)	Expected By	Status
N B Distillery Primary	Asset Mod.		<b>EHV Transformer Condition Modernisation Programme</b> Replace Transformer(s)	-	TBC	2032/33	Signposted **

\*\*Post RIIO-ED2 plans are indicative.

### 3.35 Govan



This section of network is fed via two 90MVA 132/33kV grid transformers. This group supplies around 17,000 customers in Elizabeth Street, Cardonald, Linthouse, Helen Street and some neighbouring areas.

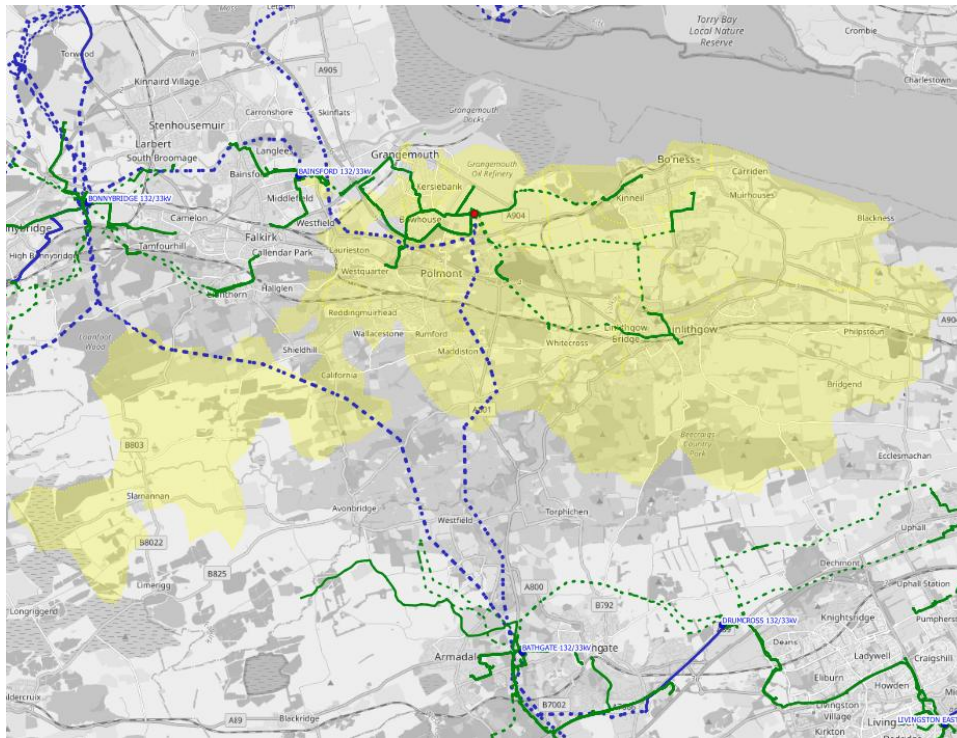
Summary		RIIO-ED2	Post RIIO-ED2**
Number of Interventions and Schemes	EHV	-	-
	EHV/HV	-	-
	HV	1	-
Capacity Added (MVA)		21.0	TBC
Flexibility Services (MW)		5	-

\*Could increase generation hosting capacity.

\*\*Post RIIO-ED2 plans are indicative.

HV Interventions							
Network Area	Driver	Type	Solution	Flexibility (MW)	Increase in Firm Capacity (MVA)	Expected By	Status
Admiral St, Elizabeth St & St Andrews Cross	Thermal		<b>Govan - St. Andrews Cross 6.6kV Upgrade</b> Voltage uprating of Govan to 11kV. Uprating of Admiral St/Elizabeth St & removal of St Andrews Cross primary substations For details see: <a href="#">DNOA</a> and <a href="#">EJP</a>	5	21.0	2023/24 To 2027/28	Delivery

### 3.36 Grangemouth



This section of network is fed via two 120MVA 275/33kV super grid transformers. This group supplies around 33,000 customers in Boness Kinneil, Manuel, Linlithgow, Gauze Road, Wholeflats, Zetland Park, Polmont and surrounding areas.

Summary		RIIO-ED2	Post RIIO-ED2**
Number of Interventions and Schemes	EHV	1*	-
	EHV/HV	-	-
	HV	-	-
Capacity Added (MVA)		-	TBC
Flexibility Services (MW)		-	-

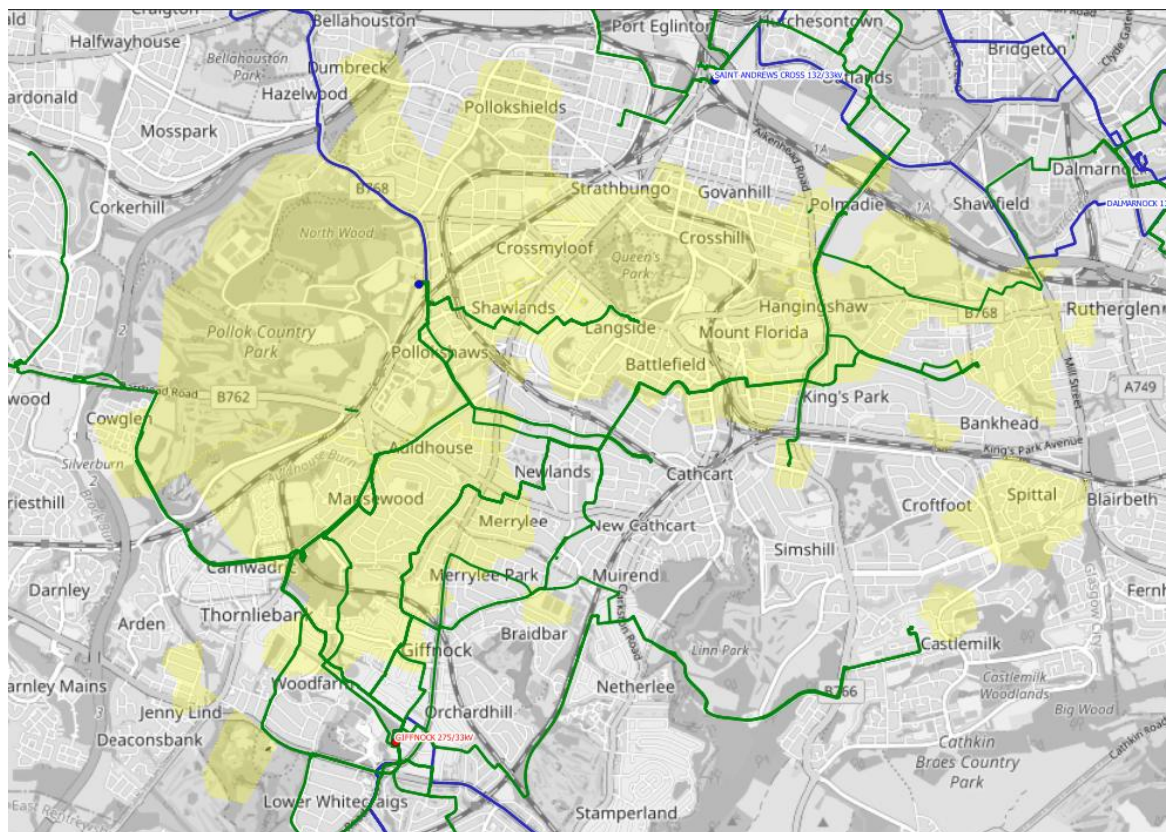
\*Could increase generation hosting capacity.

\*\*Post RIIO-ED2 plans are indicative.

EHV Interventions							
Network Area	Driver	Type	Solution	Flexibility (MW)	Increase in Firm Capacity (MVA)	Expected By	Status
Polmont Primary	Fault Level		<b>Fault Level Monitoring and Management</b> Installation of Real Time Fault Level Monitoring equipment at Polmont For details see: <a href="#">EJP</a>	-	*	2027/28	Planned

\*Could increase generation hosting capacity.

### 3.37 Hags Road




This section of network is fed via two 60MVA 132/33kV grid transformers. This group supplies around 36,923 customers in Hags Road, Langside, Westfield Ave and surrounding areas.

Summary		RIIO-ED2	Post RIIO-ED2**
Number of Interventions and Schemes	EHV	-	-
	EHV/HV	-	1
	HV	-	1
Capacity Added (MVA)		-	TBC
Flexibility Services (MW)		-	-

\*\*Post RIIO-ED2 plans are indicative.

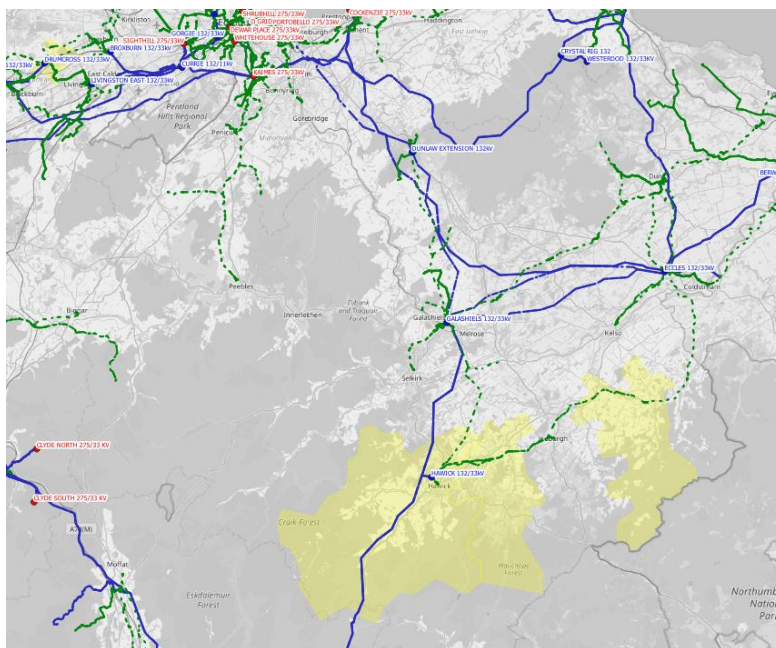
EHV/ HV Interventions							
Network Area	Driver	Type	Solution	Flexibility (MW)	Increase in Firm Capacity (MVA)	Expected By	Status
Hags Road Primary	Asset Mod.		<b>EHV Transformer Condition Modernisation Programme</b> Replace Transformer(s)	-	TBC	2032/33	Signposted**

\*\*Post RIIO-ED2 plans are indicative.

HV Interventions							
Network Area	Driver	Type	Solution	Flexibility (MW)	Increase in Firm Capacity (MVA)	Expected By	Status
Hags Road Primary	Asset Mod.		<b>HV Switchgear Condition Modernisation Programme</b> Replace Switchgear	-	TBC	2032/33	Signposted **

\*\*Post RIIO-ED2 plans are indicative.

### 3.38 Hawick



This section of network is fed via two 60MVA 132/33kV grid transformers. This group supplies around 14,000 customers in Commercial Road, Denholm, Deans Close, Morebattle and surrounding areas.




Summary		RIIO-ED2	Post RIIO-ED2**
Number of Interventions and Schemes	EHV	-	1
	EHV/HV	3*	
	HV	1*	-
Capacity Added (MVA)		8.3	TBC
Flexibility Services (MW)		1.7	-

\*Could increase generation hosting capacity.


\*\*Post RIIO-ED2 plans are indicative.

EHV Interventions							
Network Area	Driver	Type	Solution	Flexibility (MW)	Increase in Firm Capacity (MVA)	Expected By	Status
Hawick Grid	Asset Mod.		<b>EHV Switchgear Condition Modernisation Programme</b> Replace Switchgear	-	TBC	2032/33	Signposted **

\*\*Post RIIO-ED2 plans are indicative.

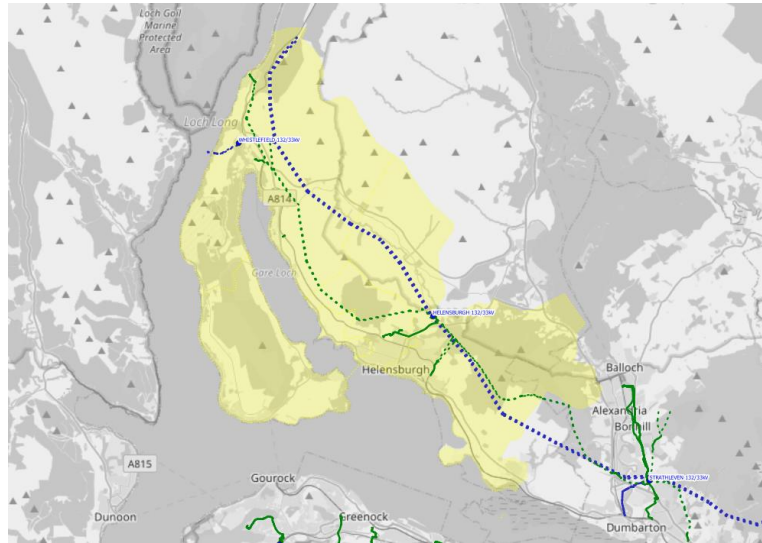
EHV/HV Interventions							
Network Area	Driver	Type	Solution	Flexibility (MW)	Increase in Firm Capacity (MVA)	Expected By	Status
Deans Close	Asset Mod.		<b>EHV Transformer Condition Modernisation Programme</b> Replace Transformer(s)	-	*	2024/25	Delivery
Commercial Road Primary	Thermal		<b>33kV Circuit Upgrades</b> Uprate sections of 33kV circuit supplying Commercial Road Primary For details see: <a href="#">EJP</a>	-	8.3	2027/28	Planned
		 SU	Flexibility services to manage the network risk during delivery of reinforcement For details see: <a href="#">EJP</a>	1.7	-	2023/24 to 2026/27	Delivery

\*Could increase generation hosting capacity.

HV Interventions							
Network Area	Driver	Type	Solution	Flexibility (MW)	Increase in Firm Capacity (MVA)	Expected By	Status
Commercial Road Primary	Asset Mod.		<b>HV Switchgear Primary Condition Modernisation Programme</b> Replace Switchgear	-	*	2026/27	Planned

\*Could increase generation hosting capacity.

### 3.39 Helensburgh




This section of network is fed via two 60MVA 132/33kV grid transformers. This group supplies around 12,000 customers in Woodend, Garelochhead, Craigendoran and surrounding areas.



Summary		RIIO-ED2	Post RIIO-ED2**
Number of Interventions and Schemes	EHV	1*	-
	EHV/HV	-	2
	HV	-	-
Capacity Added (MVA)		-	TBC
Flexibility Services (MW)		-	-

\*Could increase generation hosting capacity.

\*\*Post RIIO-ED2 plans are indicative.

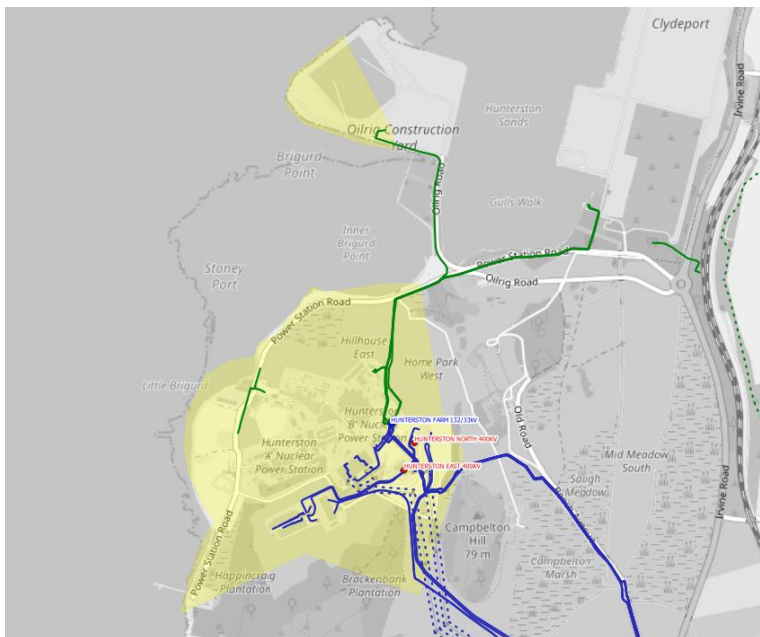
EHV Interventions							
Network Area	Driver	Type	Solution	Flexibility (MW)	Increase in Firm Capacity (MVA)	Expected By	Status
Helensburgh GSP	Asset Mod.		<b>EHV Switchgear Condition Modernisation Programme</b> Replace Switchgear	-	*	2024/25	Delivery

\*Could increase generation hosting capacity.

EHV/HV Interventions							
Network Area	Driver	Type	Solution	Flexibility (MW)	Increase in Firm Capacity (MVA)	Expected By	Status
Woodend Primary	Asset Mod.		<b>EHV Transformer Condition Modernisation Programme</b> Replace Transformer(s)	-	TBC	2032/33	Signposted **
Garelohead Primary	Asset Mod.		<b>EHV Transformer Condition Modernisation Programme</b> Replace Transformer(s)	-	TBC	2032/33	Signposted **

\*\*Post RIIO-ED2 plans are indicative.

### 3.40 Hunterston Farm



This section of network is fed via two 60MVA 132/33kV grid transformers. This group supplies 3 customers in Hunterston (Primary).

Summary		RIIO-ED2	Post RIIO-ED2**
Number of Interventions and Schemes	EHV	-	1
	EHV/HV	-	-
	HV	-	-
Capacity Added (MVA)		-	TBC
Flexibility Services (MW)		-	-

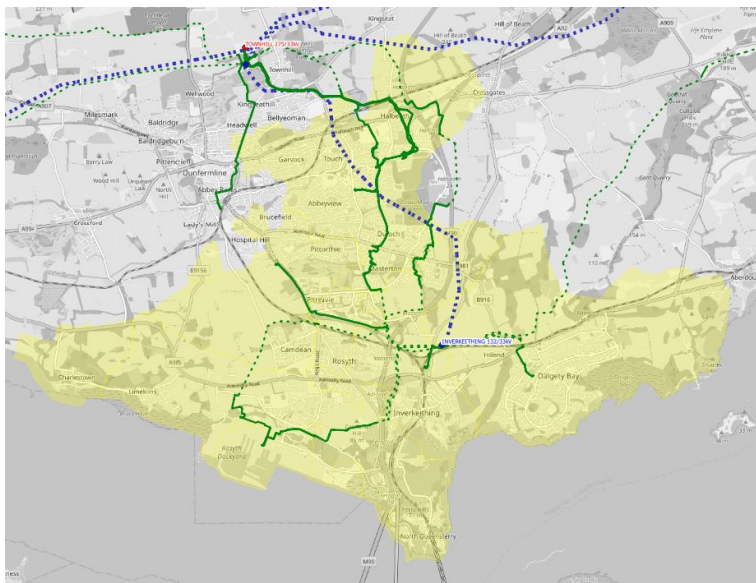
\*Could increase generation hosting capacity.

\*\*Post RIIO-ED2 plans are indicative.

EHV Interventions							
Network Area	Driver	Type	Solution	Flexibility (MW)	Increase in Firm Capacity (MVA)	Expected By	Status
Hunterson BSC	Asset Mod.		<b>EHV Switchgear Condition Modernisation Programme</b> Replace Switchgear	-	TBC	2032/33	Signposted **

\*\*Post RIIO-ED2 plans are indicative.

### 3.41 Inverkeithing



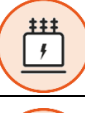



This section of network is fed via two 90MVA 132/33kV grid transformers. This group supplies around 26,000 customers in Dalgety, Burnside, Castlandhill, Pitreavie, Calais A1, Calais A2 and surrounding areas.

Summary		RIIO-ED2	Post RIIO-ED2**
Number of Interventions and Schemes	EHV	3*	1
	EHV/HV	2*	-
	HV	-	1
Capacity Added (MVA)		-	TBC
Flexibility Services (MW)		13.5	-



\*Could increase generation hosting capacity.

\*\*Post RIIO-ED2 plans are indicative.


EHV Interventions							
Network Area	Driver	Type	Solution	Flexibility (MW)	Increase in Firm Capacity (MVA)	Expected By	Status
Castlandhill Primary/Pitreavie Primary	Thermal	 SU	<b>Flexibility Services for High Utilisation Groups</b> Flexibility services to manage thermal constraints For details see: <a href="#">EJP</a>	5.6	-	2025/26 to 2027/28	Planned
	Thermal		<b>Castlandhill / Pitreavie Group Reinforcement</b> Scoping and optioneering underway	-	TBC	2030/31	Signposted**
Inverkeithing GSP	Asset Mod.		<b>EHV Switchgear Condition Modernisation Programme</b> Replace Switchgear	-	*	2026/27	Planned
Calais Primary	Thermal		<b>Calais Primary Reinforcement</b> Install a 3-panel board switching station offline, 33kV cable transfer and removal of overhead line assets	-	*	2025/26	Planned

\*Could increase generation hosting capacity.

\*\*Post RIIO-ED2 plans are indicative.

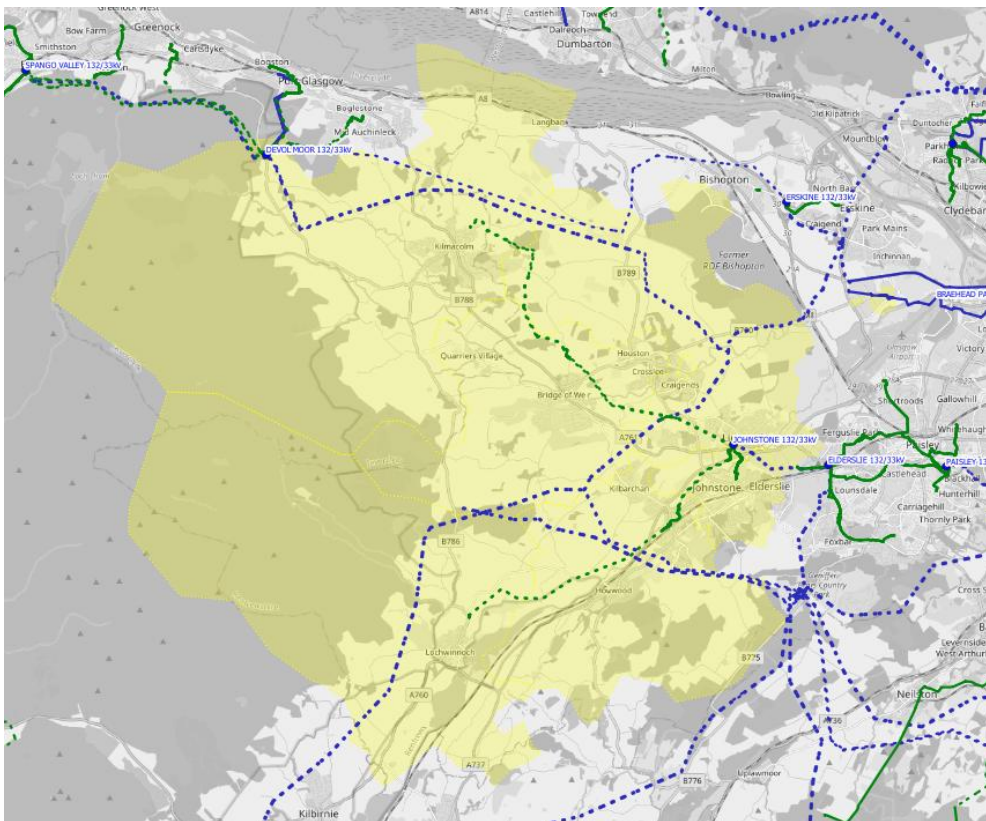
EHV/HV Interventions							
Network Area	Driver	Type	Solution	Flexibility (MW)	Increase in Firm Capacity (MVA)	Expected By	Status
Calais Primary	Thermal	 SU	<b>Flexibility Services for High Utilisation Groups</b> Flexibility services to manage thermal constraints For details see: <a href="#">EJP</a>	7.9	-	2024/25 to 2027/28	Delivery
Castlandhill Primary	Asset Mod.		<b>EHV Transformer Condition Modernisation Programme</b> Replace transformer(s)	-	*	2026/27	Planned

\*Could increase generation hosting capacity.

HV Interventions							
Network Area	Driver	Type	Solution	Flexibility (MW)	Increase in Firm Capacity (MVA)	Expected By	Status
Castlandhill Primary	Asset Mod.		<b>HV Switchgear Condition Modernisation Programme</b> Replace Switchgear	-	TBC	2030/31	Signposted **

\*\*Post RIIO-ED2 plans are indicative.

### 3.42 Johnstone






This section of network is fed via two 60MVA 132/33kV grid transformers. This group supplies around 28,000 customers in Johnstone (Primary), Ardgour Drive, Milliken, Lochwinnoch, Girthill, Kilmacolm and surrounding areas.

Summary		RIIO-ED2	Post RIIO-ED2**
Number of Interventions and Schemes	132kV/EHV	-	-
	EHV	-	-
	EHV/HV	-	2
	HV	-	3
Capacity Added (MVA)		-	TBC
Flexibility Services (MW)		-	-

\*\*Post RIIO-ED2 plans are indicative.

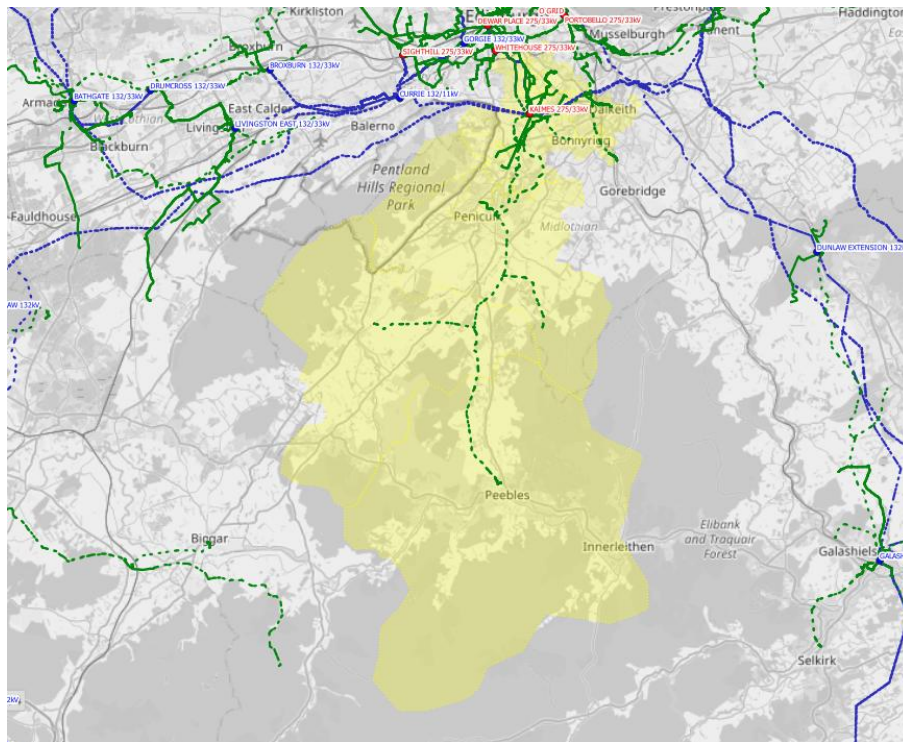
EHV /HV Interventions							
Network Area	Driver	Type	Solution	Flexibility (MW)	Increase in Firm Capacity (MVA)	Expected By	Status
Johnstone Primary	Asset Mod.		<b>EHV Transformer Condition Modernisation Programme</b> Replace Transformer(s)	-	TBC	2032/33	Signposted **
Kilmacolm Primary	Asset Mod.		<b>EHV Transformer Condition Modernisation Programme</b> Replace Transformer(s)	-	TBC	2032/33	Signposted **

\*\*Post RIIO-ED2 plans are indicative.

HV Interventions							
Network Area	Driver	Type	Solution	Flexibility (MW)	Increase in Firm Capacity (MVA)	Expected By	Status
Johnstone 33/11 Primary	Asset Mod.		<b>HV Switchgear Condition Modernisation Programme</b> Replace Switchgear	-	TBC	2032/33	Signposted **
Girthill Primary	Asset Mod.		<b>HV Switchgear Condition Modernisation Programme</b> Replace Switchgear	-	TBC	2032/33	Signposted **
Kilmacolm Primary	Asset Mod.		<b>HV Switchgear Condition Modernisation Programme</b> Replace Switchgear	-	TBC	2032/33	Signposted **

\*\*Post RIIO-ED2 plans are indicative.

### 3.43 Kaimes









This section of network is fed via two 120MVA 275/33kV super grid transformers. This group supplies around 52,000 customers in Little France, Poltonhall, Lugton, Kings Buildings, Bush Estate, Frogston Road East, Burghlee, Penicuik, Loanstone, West Linton, Kingsland and surrounding areas.


Summary		RIIO-ED2	Post RIIO-ED2**
Number of Interventions and Schemes	EHV	3	3
	EHV/HV	1*	-
	HV	1*	1
Capacity Added (MVA)		30.4	TBC
Flexibility Services (MW)		51.7	-

\*Could increase generation hosting capacity.



\*\*Post RIIO-ED2 plans are indicative.

EHV Interventions							
Network Area	Driver	Type	Solution	Flexibility (MW)	Increase in Firm Capacity (MVA)	Expected By	Status
Kaimes GSP	Thermal		<b>Kaimes GSP Reinforcement</b> New 33kV circuits to reconfigure Kings Buildings and Lugton primary substations to be supplied from Whitehouse GSP For details see: <a href="#">DNOA</a> and <a href="#">EJP</a>	-	30.4	2026/27	Planned
	Thermal	 SU	<b>Kaimes GSP</b> Flexibility services to manage the network risk during delivery of reinforcement For details see: <a href="#">DNOA</a> and <a href="#">EJP</a>	50.4	-	2024/25 to 2027/28	Delivery
	Thermal		<b>Kaimes Midlothian Group Reinforcement</b> Scoping and optioneering underway	-	TBC	2031/32	Signposted **
	Asset Mod.		<b>EHV Switchgear Condition Modernisation Programme</b> Replace Switchgear	-	TBC	2032/33	Signposted **
Kingsland - West Linton – Loanstone	Thermal	 SU	<b>Flexibility Services for High Utilisation Groups</b> Flexibility services to manage thermal constraints For details see: <a href="#">EJP</a>	1.3	-	2026/27 to 2027/28	Planned
South Edinburgh GSP	Thermal		<b>South Edinburgh Reinforcements</b> Scoping and optioneering underway	-	TBC	2032/33	Signposted **

\*\*Post RIIO-ED2 plans are indicative.

EHV/HV Interventions							
Network Area	Driver	Type	Solution	Flexibility (MW)	Increase in Firm Capacity (MVA)	Expected By	Status
Loanstone Primary	Asset Mod.		<b>EHV Transformer Condition Modernisation Programme</b> Replace transformer(s)	-	*	2024/25	Delivery

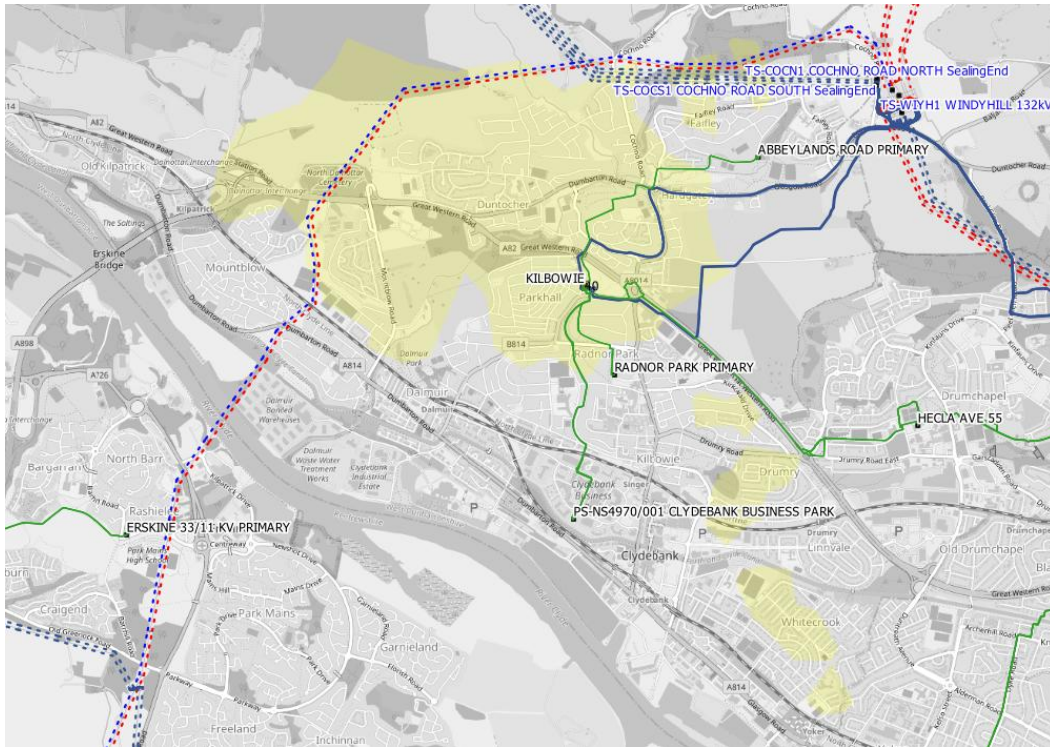
\*Could increase generation hosting capacity.

HV Interventions							
Network Area	Driver	Type	Solution	Flexibility (MW)	Increase in Firm Capacity (MVA)	Expected By	Status
Kings Blds A&B Primary	Asset Mod.		<b>HV Switchgear Primary Condition Modernisation Programme</b> Replace Switchgear	-	*	2026/27	Planned
Kingsland Primary	Asset Mod.		<b>HV Switchgear Primary Condition Modernisation Programme</b> Replace Switchgear	-	TBC	2032/33	Signposted **

\*Could increase generation hosting capacity.

\*\*Post RIIO-ED2 plans are indicative.

### 3.44 Kilbowie II




This section of network is fed via two 20MVA 132/11kV grid transformers. This group supplies around 8,241 customers in Kilbowie and surrounding areas.

Summary		RIIO-ED2	Post RIIO-ED2**
Number of Interventions and Schemes	EHV	-	1
	EHV/HV	-	-
	HV	-	1
Capacity Added (MVA)		-	-
Flexibility Services (MW)		-	-

\*\*Post RIIO-ED2 plans are indicative.

EHV Interventions							
Network Area	Driver	Type	Solution	Flexibility (MW)	Increase in Firm Capacity (MVA)	Expected By	Status
Kilbowie Primary	Asset Mod.		EHV Switchgear Condition Modernisation Programme Replace Switchgear	-	TBC	2032/33	Signposted **

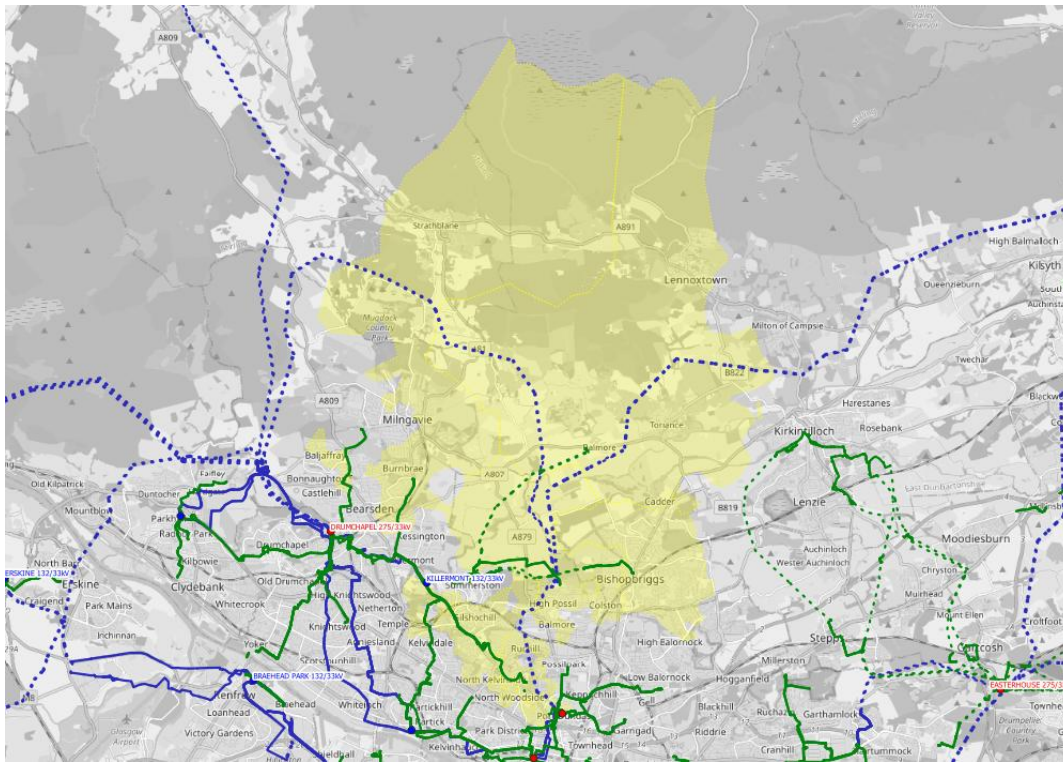
\*\*Post RIIO-ED2 plans are indicative.

HV Interventions							
Network Area	Driver	Type	Solution	Flexibility (MW)	Increase in Firm Capacity (MVA)	Expected By	Status
Kilbowie Primary	Asset Mod.		<b>HV Switchgear Condition Modernisation Programme</b> Replace Switchgear	-	TBC	2032/33	Signposted **

\*Could increase generation hosting capacity.

\*\*Post RII0-ED2 plans are indicative.

### 3.45 Killermont



This section of network is fed via two 90MVA 132/33kV grid transformers. This group supplies around 42,000 customers in Milton, Kilmardunny, Balmore, Bishobriggs, Shawpark Street, Firhill Road and surrounding areas.

Summary		RIIO-ED2	Post RIIO-ED2**
Number of Interventions and Schemes	EHV	-	-
	EHV/HV	-	-
	HV	2*	1
Capacity Added (MVA)		-	TBC
Flexibility Services (MW)		-	-

\*Could increase generation hosting capacity.

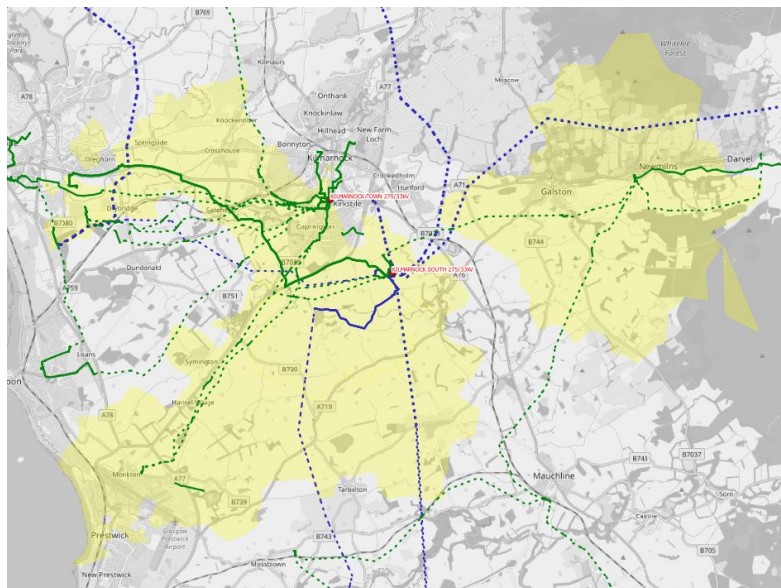
\*\*Post RIIO-ED2 plans are indicative.

HV Interventions							
Network Area	Driver	Type	Solution	Flexibility (MW)	Increase in Firm Capacity (MVA)	Expected By	Status
Firhill Road Primary	Asset Mod.		<b>HV Switchgear Primary Condition Modernisation Programme</b> Replace Switchgear	-	*	2025/26	Planned
Kilmardunny Primary	Asset Mod.		<b>HV Switchgear Primary Condition Modernisation Programme</b> Replace Switchgear	-	*	2027/28	Planned
Shawpark St Primary	Asset Mod.		<b>HV Switchgear Primary Condition Modernisation Programme</b> Replace Switchgear	-	TBC	2032/33	Signposted **

\*Could increase generation hosting capacity.

\*\*Post RIIO-ED2 plans are indicative.

### 3.46 Kilmarnock South



This section of network is fed via two 120MVA 275/33kV super grid transformers. This group supplies around 20,000 customers in Kilmarnock Main, Riverside, Monkton, Newmilns and surrounding areas.




Summary		RIIO-ED2	Post RIIO-ED2**
Number of Interventions and Schemes	EHV	1*	-
	EHV/HV	2*	1
	HV	1*	-
Capacity Added (MVA)		-	TBC
Flexibility Services (MW)		-	-

\*Could increase generation hosting capacity.

\*\*Post RIIO-ED2 plans are indicative.


EHV Interventions							
Network Area	Driver	Type	Solution	Flexibility (MW)	Increase in Firm Capacity (MVA)	Expected By	Status
Kilmarnock South GSP	Fault Level		<b>Fault Level Monitoring and Management</b> Installation of Real Time Fault Level Monitoring equipment at Kilmarnock For details see: <a href="#">EJP</a>	-	*	2027/28	Planned

\*Could increase generation hosting capacity.

EHV/HV Interventions							
Network Area	Driver	Type	Solution	Flexibility (MW)	Increase in Firm Capacity (MVA)	Expected By	Status
Monkton Primary	Asset Mod.		<b>EHV Transformer Condition Modernisation Programme</b> Replace transformer(s)	-	*	2026/27	Planned
Newmilns Primary	Asset Mod.		<b>EHV Transformer Condition Modernisation Programme</b> Replace transformer(s)	-	*	2025/26	Planned
Mill St/ Monkton	Thermal		<b>Mill St/Monkton Reinforcement</b> Scoping and optioneering underway	-	TBC	2032/33	Signposted **

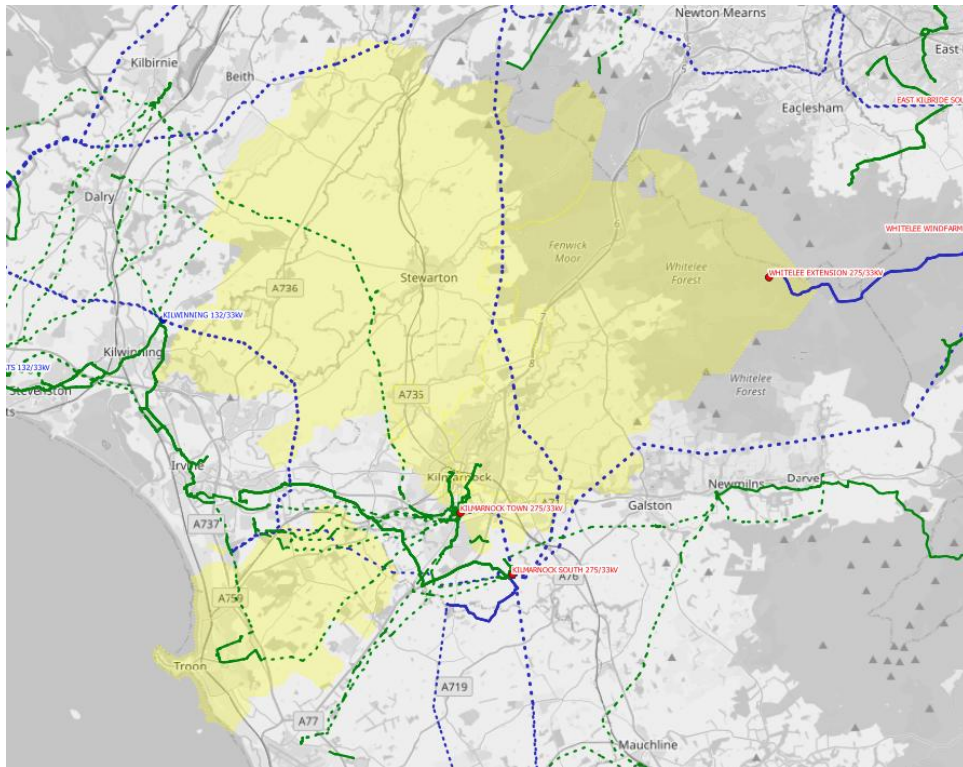
\*Could increase generation hosting capacity.

\*\*Post RIIO-ED2 plans are indicative.

HV Interventions							
Network Area	Driver	Type	Solution	Flexibility (MW)	Increase in Firm Capacity (MVA)	Expected By	Status
Monkton Primary	Asset Mod.		<b>HV Switchgear Primary Condition Modernisation Programme</b> Replace Switchgear	-	*	2026/27	Planned

\*Could increase generation hosting capacity.

### 3.47 Kilmarnock Town






This section of network is fed via two 120MVA 275/33kV super grid transformers. This group supplies around 45,000 customers in Queens Drive, Grassyards, Kilmarnock Main, Langlands Street, Tron, Stewarton and surrounding areas.


Summary		RIIO-ED2	Post RIIO-ED2**
Number of Interventions and Schemes	275kV/EHV	-	-
	EHV	-	-
	EHV/HV	2	1
	HV	-	1
Capacity Added (MVA)		4.2	TBC
Flexibility Services (MW)		1.5	-

\*Could increase generation hosting capacity.

\*\*Post RIIO-ED2 plans are indicative.

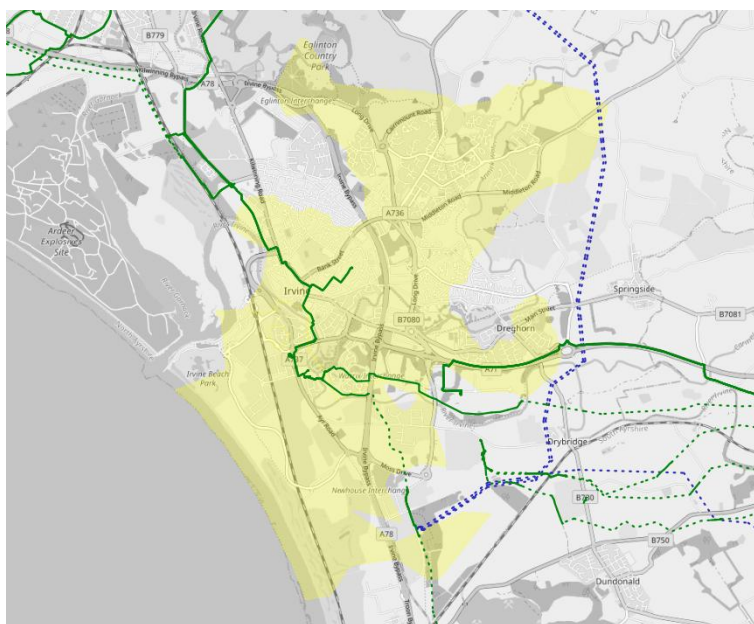
EHV/HV Interventions							
Network Area	Driver	Type	Solution	Flexibility (MW)	Increase in Firm Capacity (MVA)	Expected By	Status
Troon Primary	Thermal		<b>33kV Circuit upgrades</b> Uprate sections of 33kV circuit supplying Troon Primary For details see: <a href="#">EJP</a>	-	4.2	2027/28	Planned
		 SU	Flexibility services to manage the network risk during delivery of reinforcement For details see: <a href="#">EJP</a>	1.5	-	2024/25 to 2027/28	Delivery
Langlands Street Primary	Asset Mod.		<b>EHV Transformer Condition Modernisation Programme</b> Replace Transformer(s)	-	TBC	2032/33	Signposted **

\*\*Post RIIO-ED2 plans are indicative.

HV Interventions							
Network Area	Driver	Type	Solution	Flexibility (MW)	Increase in Firm Capacity (MVA)	Expected By	Status
Langlands Street Primary	Asset Mod.		<b>HV Switchgear Condition Modernisation Programme</b> Replace Switchgear	-	TBC	2032/33	Signposted **

\*\*Post RIIO-ED2 plans are indicative.

### 3.48 Kilwinning



This section of network is fed via two 90MVA 132/33kV grid transformers. This group supplies around 11,000 customers in Dalrymple Drive, Irvine and surrounding areas.


Summary		RIIO-ED2	Post RIIO-ED2**
Number of Interventions and Schemes	EHV	-	1
	EHV/HV	1	-
	HV	-	2
Capacity Added (MVA)		-	TBC
Flexibility Services (MW)		1.0	-



\*Could increase generation hosting capacity.

\*\*Post RIIO-ED2 plans are indicative.

EHV Interventions							
Network Area	Driver	Type	Solution	Flexibility (MW)	Increase in Firm Capacity (MVA)	Expected By	Status
Beechams 33 Switching s/s	Asset Mod.		<b>EHV Switchgear Condition Modernisation Programme</b> Replace Switchgear	-	TBC	2032/33	Signposted **

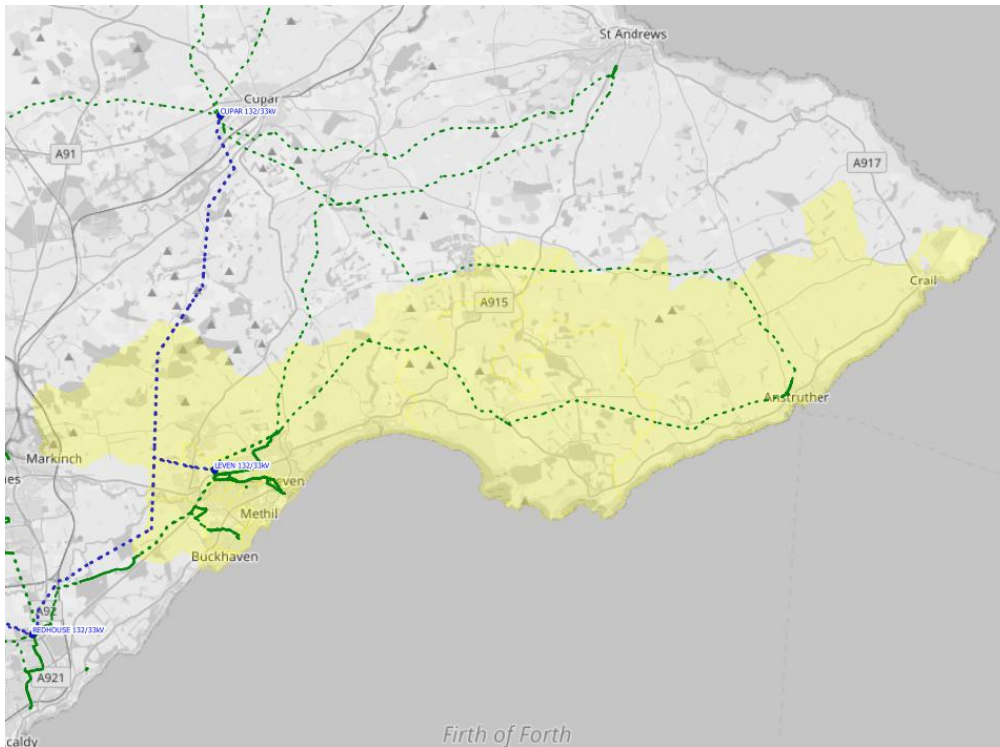
\*\*Post RIIO-ED2 plans are indicative.

EHV/HV Interventions							
Network Area	Driver	Type	Solution	Flexibility (MW)	Increase in Firm Capacity (MVA)	Expected By	Status
Irvine Primary	Thermal	 SU	<b>Flexibility Services for High Utilisation Groups</b> Flexibility services to manage thermal constraints For details see: <a href="#">EJP</a>	1.0	-	2023/24 to 2027/28	Delivery

HV Interventions							
Network Area	Driver	Type	Solution	Flexibility (MW)	Increase in Firm Capacity (MVA)	Expected By	Status
Dalrymple Drive Primary	Asset Mod.		<b>HV Switchgear Primary Condition Modernisation Programme</b> Replace Switchgear	-	TBC	2032/33	Signposted **
Irvine	Asset Mod.		<b>HV Switchgear Primary Condition Modernisation Programme</b> Replace Switchgear	-	TBC	2032/33	Signposted **

\*\*Post RIIO-ED2 plans are indicative.

### 3.49 Leven



This section of network is fed via two 60MVA 132/33kV grid transformers. This group supplies around 26,000 customers in Leven, Levenbank, Durie House, Colinsburgh, Anstruther, Methilhill and surrounding areas.

Summary		RIIO-ED2	Post RIIO-ED2**
Number of Interventions and Schemes	EHV	1*	1
	EHV/HV	3	1
	HV	-	-
Capacity Added (MVA)		10.0	TBC
Flexibility Services (MW)		8.8	-






\*Could increase generation hosting capacity.

\*\*Post RIIO-ED2 plans are indicative.



EHV Interventions							
Network Area	Driver	Type	Solution	Flexibility (MW)	Increase in Firm Capacity (MVA)	Expected By	Status
Leven GSP	Fault Level		<b>Fault Level Monitoring and Management</b> Installation of Real Time Fault Level Monitoring equipment at Leven For details see: <a href="#">DNOA</a> and <a href="#">EJP</a>	-	*	2027/28	Planned
	Thermal		<b>Leven GSP Reinforcement</b> Scoping and optioneering underway	-	TBC	2031/32	Signposted **

\*Could increase generation hosting capacity.

\*\*Post RIIO-ED2 plans are indicative.



EHV/HV Interventions							
Network Area	Driver	Type	Solution	Flexibility (MW)	Increase in Firm Capacity (MVA)	Expected By	Status
Levenbank Primary	Thermal		<b>Levenbank Primary Reinforcement</b> Replacement of existing Levenbank 33/11kV 2x 10MVA transformers with 20MVA units For details see: <a href="#">DNOA</a> and <a href="#">EJP</a>	-	10.0	2024/25	Delivery
		 SU	Flexibility services to manage the network risk during delivery of reinforcement For details see: <a href="#">EJP</a>	8.6	-	2023/24 to 2027/29	Delivery
Anstruther Primary	Thermal	 SU	<b>Flexibility Services for High Utilisation Groups</b> Flexibility services to manage thermal constraints For details see: <a href="#">EJP</a>	0.2	-	2027/28	Planned
Colinsburgh / Anstruther	Thermal		<b>Colinsburgh / Anstruther</b> Scoping and optioneering underway	-	TBC	2032/33	Signposted **
Methilhill Primary	Thermal		<b>Methilhill Primary Reinforcement</b> Scoping and optioneering underway	-	TBC	2028/29	Signposted **

\*\*Post RIIO-ED2 plans are indicative.



EHV/HV Interventions							
Network Area	Driver	Type	Solution	Flexibility (MW)	Increase in Firm Capacity (MVA)	Expected By	Status
Colinsburgh Primary	Asset Mod.		<b>HV Switchgear Primary Condition Modernisation Programme</b> Replace Switchgear	-	TBC	2032/33	Signposted **
Leven Primary	Fault Level		<b>Fault Level Monitoring and Management</b> Installation of Real Time Fault Level Monitoring equipment at Leven For details see: <a href="#">EJP</a>	-	*	2027/28	Planned

\*\*Post RIIO-ED2 plans are indicative.



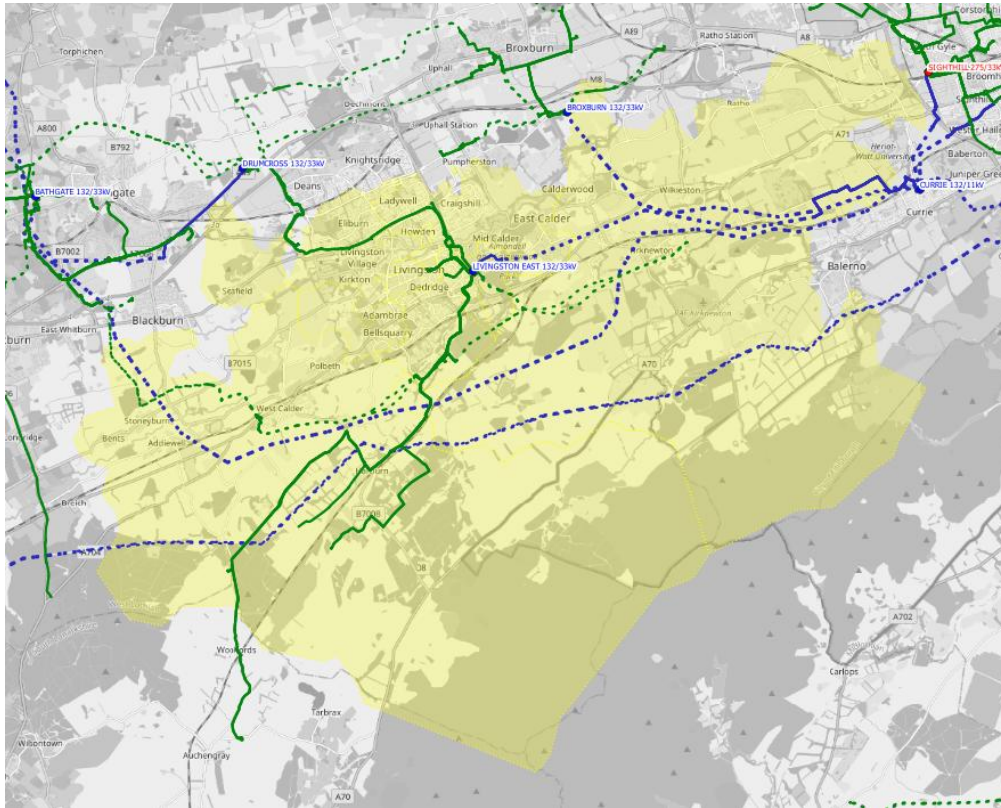
EHV / HV Interventions							
Network Area	Driver	Type	Solution	Flexibility (MW)	Increase in Firm Capacity (MVA)	Expected By	Status
Biggar / Symington Primary	Thermal		<b>Biggar / Symington Reinforcement</b> Scoping and optioneering underway	-	TBC	2029/30	Signposted **
Abington Primary	Thermal		<b>Abington Reinforcement</b> Scoping and optioneering underway	-	TBC	2030/31	Signposted **

\*\*Post RIIO-ED2 plans are indicative.

HV Interventions							
Network Area	Driver	Type	Solution	Flexibility (MW)	Increase in Firm Capacity (MVA)	Expected By	Status
Symington Primary	Asset Mod.		<b>HV Switchgear Primary Condition Modernisation Programme</b> Replace Switchgear	-	TBC	2032/33	Signposted **
Douglas West	Asset Mod.		<b>HV Switchgear Primary Condition Modernisation Programme</b> Replace Switchgear	-	TBC	2032/33	Signposted **

\*\*Post RIIO-ED2 plans are indicative.

### 3.51 Livingston East







This section of network is fed via two 90MVA 132/33kV grid transformers. This group supplies around 29,000 customers in Dedridge, Cousland, Almondvale, Kirknewton, West Calder, Kirkton and surrounding areas.

Summary		RIIO-ED2	Post RIIO-ED2**
Number of Interventions and Schemes	EHV	-	-
	EHV/HV	2	-
	HV	1*	-
Capacity Added (MVA)		10.0	TBC
Flexibility Services (MW)		3.7	-

\*Could increase generation hosting capacity.

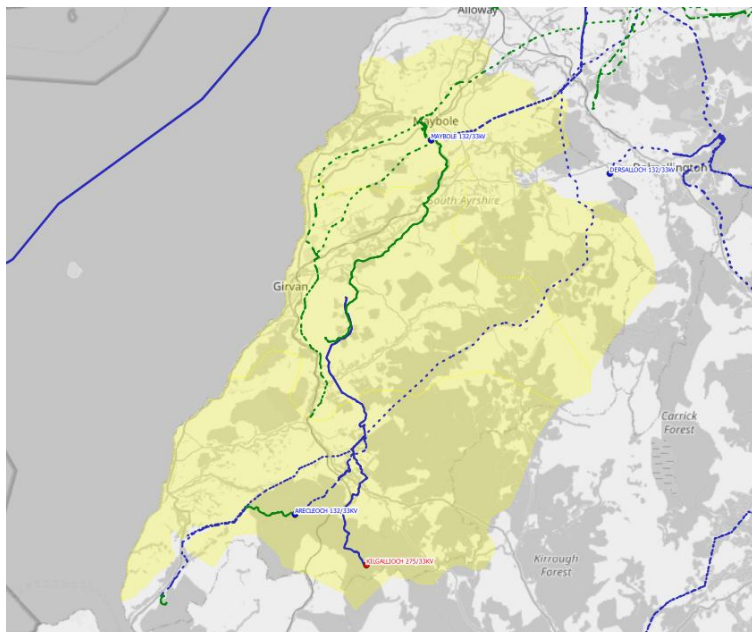
\*\*Post RIIO-ED2 plans are indicative.

EHV/HV Interventions							
Network Area	Driver	Type	Solution	Flexibility (MW)	Increase in Firm Capacity (MVA)	Expected By	Status
Kirknewton Primary	Security of Supply		<b>Kirknewton Primary Reinforcement</b> Replace the two 10MVA transformers with 20MVA units and provide a dedicated connection to Kirkbank via two new 33kV cable circuits For details see: <a href="#">DNOA</a> and <a href="#">EJP</a>	-	10.0	2024/25	Delivery
			SU Flexibility services to manage the network risk during delivery of reinforcement	3.7	-	2023/24 to 2027/28	Delivery
Livingston East GSP	Fault Level		<b>Fault Level Monitoring and Management</b> Installation of Real Time Fault Level Monitoring equipment at Livingston For details see: <a href="#">EJP</a>	-	*	2027/28	Planned

HV Interventions							
Network Area	Driver	Type	Solution	Flexibility (MW)	Increase in Firm Capacity (MVA)	Expected By	Status
Cousland Livingston Primary	Asset Mod.		<b>HV Switchgear Primary Condition Modernisation Programme</b> Replace Switchgear	-	*	2024/25	Delivery

\*Could increase generation hosting capacity.

### 3.52 Maybole



This section of network is fed via two 30MVA 132/33kV grid transformers. This group supplies around 11,000 customers in Maybole (Primary), Girvan, Pinwherry and surrounding areas.



Summary		RIIO-ED2	Post RIIO-ED2**
Number of Interventions and Schemes	132kV/EHV	-	1
	EHV	-	-
	EHV/HV	2*	-
	HV	-	-
Capacity Added (MVA)		-	TBC
Flexibility Services (MW)		0.6	-

\*Could increase generation hosting capacity.

\*\*Post RIIO-ED2 plans are indicative.

132kV/EHV Interventions							
Network Area	Driver	Type	Solution	Flexibility (MW)	Increase in Firm Capacity (MVA)	Expected By	Status
Maybole GSP	Thermal		<b>Maybole GSP Upgrading</b> Scoping and optioneering underway	-	TBC	2031/32	Signposted **

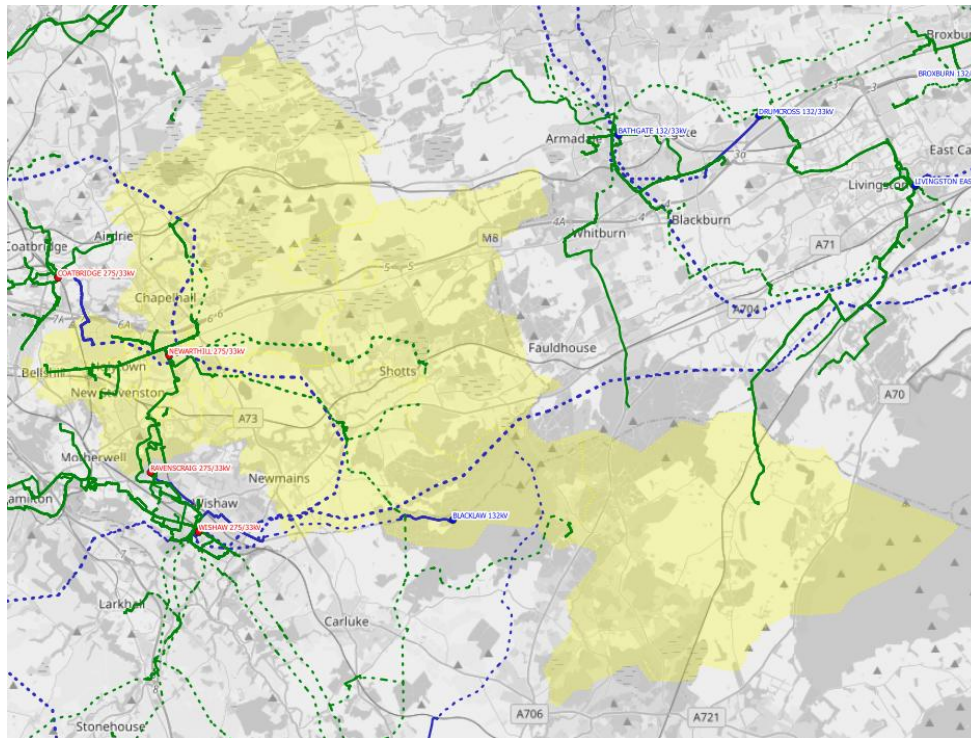
\*\*Post RIIO-ED2 plans are indicative.

EHV/HV Interventions							
Network Area	Driver	Type	Solution	Flexibility (MW)	Increase in Firm Capacity (MVA)	Expected By	Status
Girvan Primary	Fault Level		<b>Fault Level Monitoring and Management</b> Installation of Real Time Fault Level Monitoring equipment at Girvan For details see: <a href="#">EJP</a>	-	*	2027/28	Planned
Maybole Primary	Thermal	 SU	<b>Flexibility Services for High Utilisation Groups</b> Flexibility services to manage thermal constraints For details see: <a href="#">EJP</a>	0.6	-	2027/28	Planned

\*Could increase generation hosting capacity.

\*\*Post RIIO-ED2 plans are indicative.

### 3.53 Newarthill



This section of network is fed via two 120MVA 275/33kV super grid transformers. This group supplies around 43,000 customers in Coddington Cres, Newhouse, Bellshill (Primary), Towers Road, Shotts, Carfin, Chapelhall, Allanbank and surrounding areas.

Summary		RIIO-ED2	Post RIIO-ED2**
Number of Interventions and Schemes	275kV/EHV	1*	1
	EHV	-	1
	EHV/HV	1*	-
	HV	-	-
Capacity Added (MVA)		-	TBC
Flexibility Services (MW)		-	-


\*Could increase generation hosting capacity.

\*\*Post RIIO-ED2 plans are indicative.


275kV/EHV Interventions							
Network Area	Driver	Type	Solution	Flexibility (MW)	Increase in Firm Capacity (MVA)	Expected By	Status
Newarthill GSP	Fault Level		<b>New Transmission Capacity Charges (NTCC)</b> Installation of bus-section, current limiting reactor. For details see: <a href="#">DNOA</a> and <a href="#">EJP</a>	-	*	2026/27	Planned
Newarthill / Wishaw / Ravenscraig GSPs	Thermal, Fault Level		<b>Newarthill / Wishaw / Ravenscraig GSPs</b> Scoping and optioneering underway	-	TBC	2032/33	Signposted**

\*Could increase generation hosting capacity.

\*\*Post RIIO-ED2 plans are indicative.

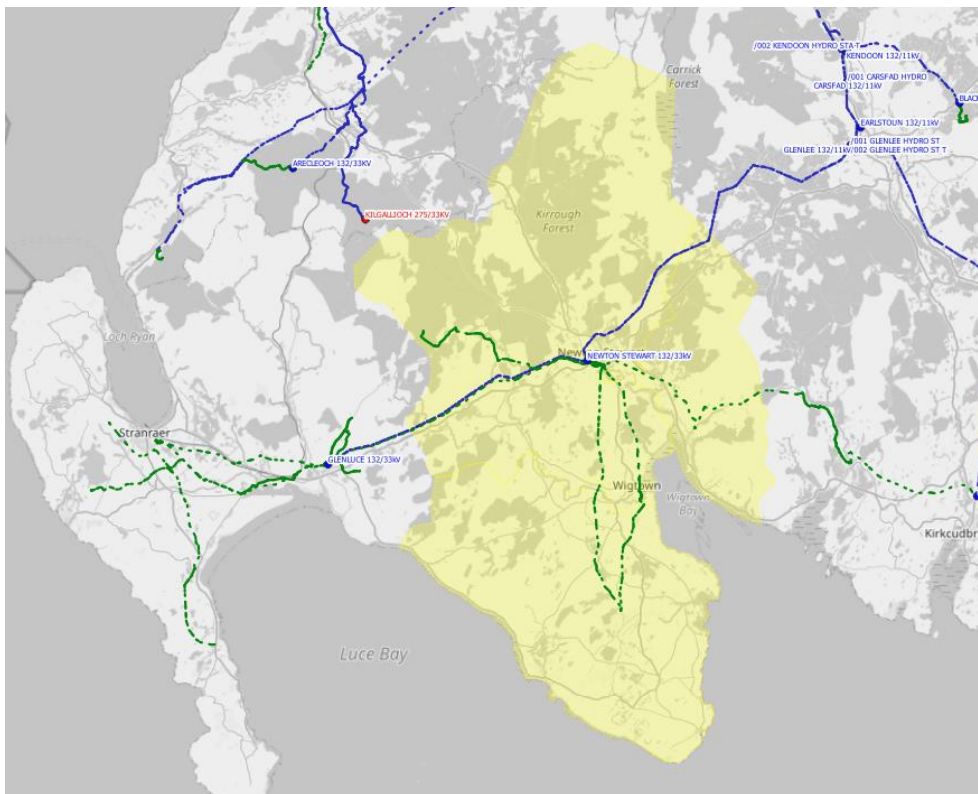
EHV Interventions							
Network Area	Driver	Type	Solution	Flexibility (MW)	Increase in Firm Capacity (MVA)	Expected By	Status
BOC	Asset Mod.		<b>EHV Switchgear Condition Modernisation Programme</b> Replace Switchgear	-	TBC	2032/33	Signposted **

\*\*Post RIIO-ED2 plans are indicative.

EHV/HV Interventions							
Network Area	Driver	Type	Solution	Flexibility (MW)	Increase in Firm Capacity (MVA)	Expected By	Status
Newhouse	Fault Level		<b>Fault Level Monitoring and Management</b> Installation of Real Time Fault Level Monitoring equipment at Newhouse For details see: <a href="#">EJP</a>	-	*	2027/28	Planned

\*Could increase generation hosting capacity.

### 3.54 Newton Stewart



This section of network is fed via one 60MVA 132/33kV grid transformer. This group supplies around 7,000 customers in Newton Stewart, Sorbie, Creetown and surrounding areas.

Summary		RIIO-ED2	Post RIIO-ED2**
Number of Interventions and Schemes	EHV	-	1
	EHV/HV	-	-
	HV	-	-
Capacity Added (MVA)		-	TBC
Flexibility Services (MW)		-	-

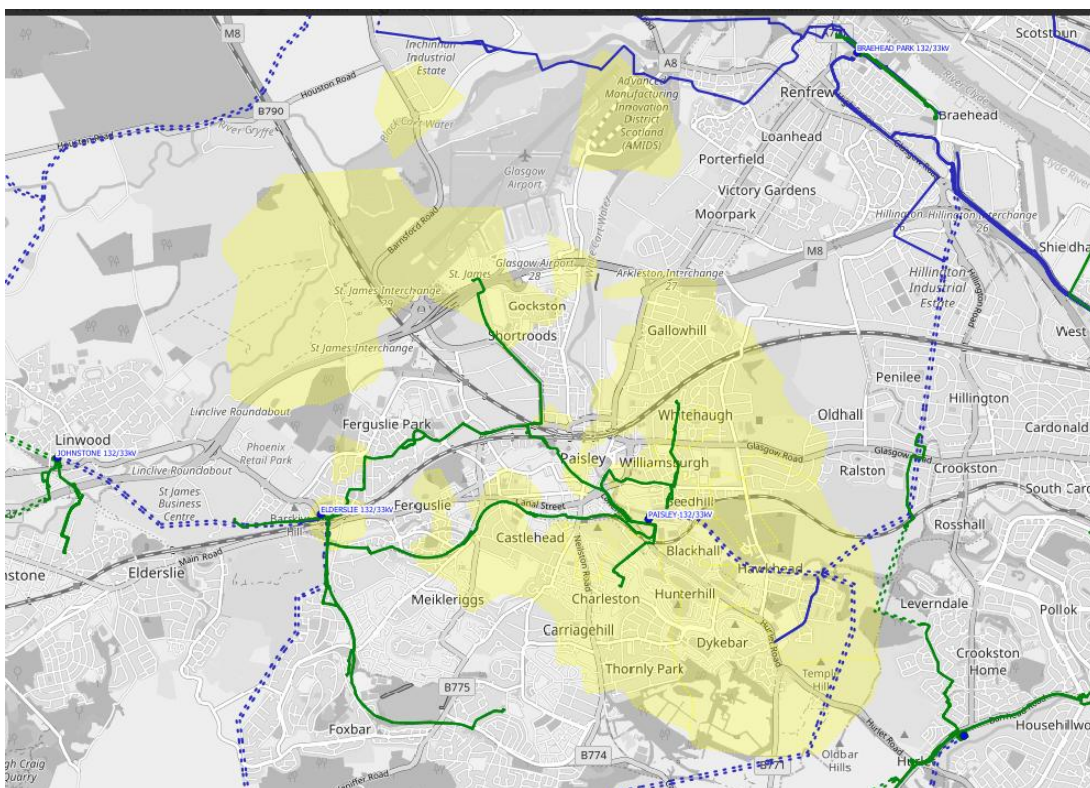
\*Could increase generation hosting capacity.

\*\*Post RIIO-ED2 plans are indicative.

EHV Interventions							
Network Area	Driver	Type	Solution	Flexibility (MW)	Increase in Firm Capacity (MVA)	Expected By	Status
Newton Stewart GSP	Thermal, Voltage		<b>Newton Stewart GSP Reinforcement</b> Scoping and optioneering underway	-	TBC	2032/33	Signposted **

\*\*Post RIIO-ED2 plans are indicative.

### 3.55 Paisley



This section of network is fed via two 60MVA 132/33kV grid transformer. This group supplies around 20,761 customers in Barterholm, Blackhall Package, Glasgow Airport, Sherwood and surrounding areas.

Summary		RIIO-ED2	Post RIIO-ED2**
Number of Interventions and Schemes	EHV	-	-
	EHV/HV	-	1
	HV	-	-
Capacity Added (MVA)		-	TBC
Flexibility Services (MW)		-	-

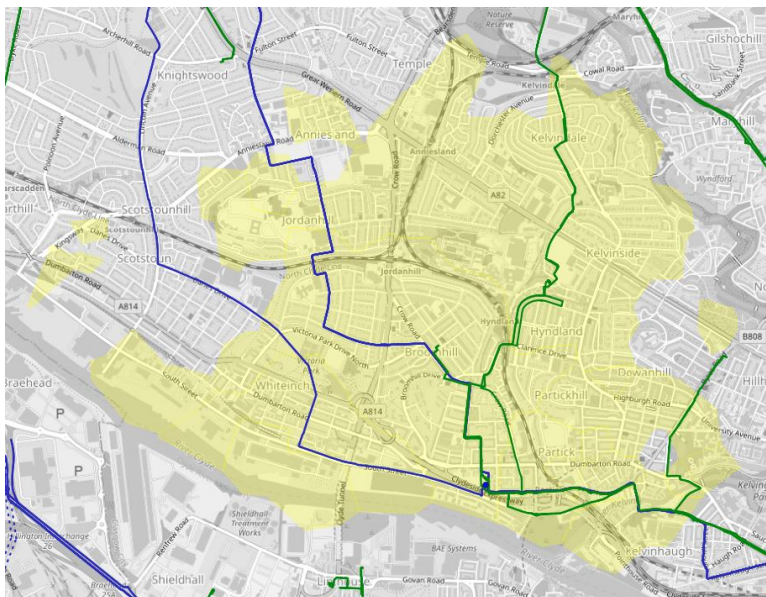
\*Could increase generation hosting capacity.

\*\*Post RIIO-ED2 plans are indicative.

EHV / HV Interventions							
Network Area	Driver	Type	Solution	Flexibility (MW)	Increase in Firm Capacity (MVA)	Expected By	Status
Glasgow Airport Primary	Asset Mod.		<b>EHV Transformer Condition Modernisation Programme</b> Replace transformer(s)	-	TBC	2032/33	Signposted **

\*\*Post RIIO-ED2 plans are indicative.

### 3.56 Partick



This section of network is fed via two 60MVA 132/33kV grid transformers. This group supplies around 27,000 customers in Old Dumbarton Road, Randolph Road, Kelvinside, Meadow Road and some neighbouring areas.

Summary		RIIO-ED2	Post RIIO-ED2**
Number of Interventions and Schemes	EHV	-	-
	EHV/HV	1*	1
	HV	2*	1
Capacity Added (MVA)		-	TBC
Flexibility Services (MW)		-	-




\*Could increase generation hosting capacity.

\*\*Post RIIO-ED2 plans are indicative.

EHV/HV Interventions							
Network Area	Driver	Type	Solution	Flexibility (MW)	Increase in Firm Capacity (MVA)	Expected By	Status
Meadow Road Primary	Asset Mod.		<b>EHV Transformer Condition Modernisation Programme</b> Replace transformer(s)	-	*	2023/24	Delivery
Kelvinside Primary	Thermal		<b>Kelvinside Primary Reinforcement</b> Scoping and optioneering underway	-	TBC	2029/30	Signposted **

\*Could increase generation hosting capacity.

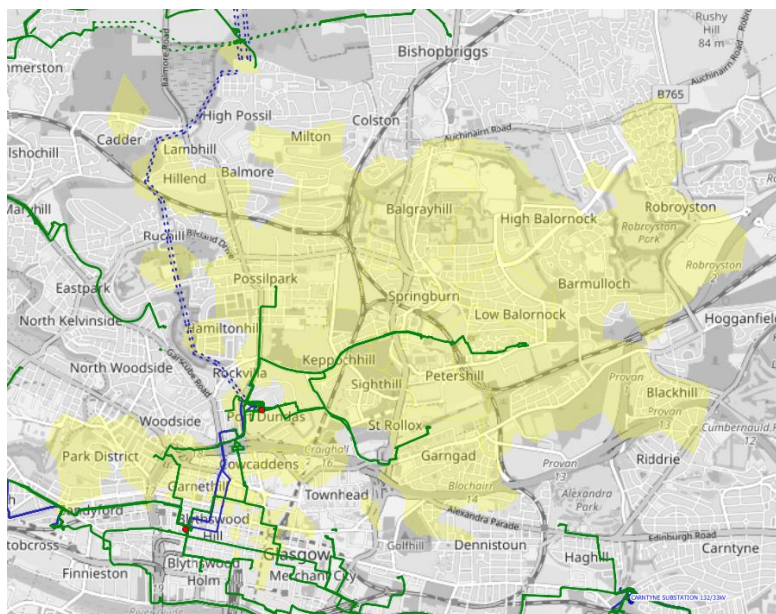
\*\*Post RIIO-ED2 plans are indicative.

HV Interventions							
Network Area	Driver	Type	Solution	Flexibility (MW)	Increase in Firm Capacity (MVA)	Expected By	Status
Meadow Road Primary	Asset Mod.		<b>HV Switchgear Primary Condition Modernisation Programme</b> Replace Switchgear	-	*	2023/24	Delivery
Kelvinside Primary	Asset Mod.		<b>HV Switchgear Primary Condition Modernisation Programme</b> Replace Switchgear	-	*	2025/26	Planned
Randolph Road Primary	Asset Mod.		<b>HV Switchgear Primary Condition Modernisation Programme</b> Replace Switchgear	-	TBC	2032/33	Signposted **

\*Could increase generation hosting capacity.

\*\*Post RII0-ED2 plans are indicative.

### 3.57 Port Dundas



This section of network is fed via two 120MVA 275/33kV super grid transformers. This group supplies around 29,000 customers in Denmark Street, Petershill Road, Flemington Street, Charles Street, Grant Street, Dundas Street and surrounding areas.


Summary		RIIO-ED2	Post RIIO-ED2**
Number of Interventions and Schemes	275kV/EHV	1*	-
	EHV	-	-
	EHV/HV	-	-
	HV	1*	-
Capacity Added (MVA)		-	TBC
Flexibility Services (MW)		-	-

\*Could increase generation hosting capacity.

\*\*Post RIIO-ED2 plans are indicative.

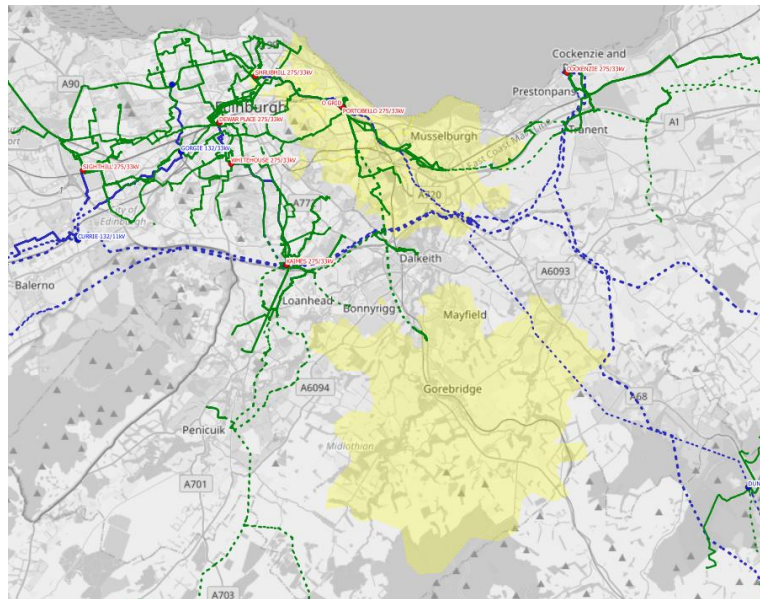
275kV/EHV Interventions							
Network Area	Driver	Type	Solution	Flexibility (MW)	Increase in Firm Capacity (MVA)	Expected By	Status
Port Dundas GSP	Fault Level		<b>New Transmission Capacity Charges (NTCC)</b> Replace a single 275/33kV 120MVA standard impedance transformer with a higher impedance unit. For details see: <a href="#">DNOA</a> and <a href="#">EJP</a>	-	*	2027/28	Planned

\*Could increase generation hosting capacity.

HV Interventions							
Network Area	Driver	Type	Solution	Flexibility (MW)	Increase in Firm Capacity (MVA)	Expected By	Status
Flemington Street Primary	Asset Mod.		<b>HV Switchgear Primary Condition Modernisation Programme</b> Replace Switchgear	-	*	2025/26	Planned

\*Could increase generation hosting capacity.

### 3.58 Portobello










This section of network is fed via two 120MVA 275/33kV super grid transformers. This group supplies around 60,000 customers in Lower London Road, Lochend Quadrant, Portobello, Niddrie, Lady Victoria, Monktonhall and surrounding areas.

Summary		RIIO-ED2	Post RIIO-ED2**
Number of Interventions and Schemes	EHV	1	-
	EHV/HV	5	1
	HV	-	1
Capacity Added (MVA)		32.0	TBC
Flexibility Services (MW)		60.5	-

\*Could increase generation hosting capacity.


\*\*Post RIIO-ED2 plans are indicative.

EHV Interventions							
Network Area	Driver	Type	Solution	Flexibility (MW)	Increase in Firm Capacity (MVA)	Expected By	Status
Portobello GSP	Thermal	 SU	<b>Flexibility Services for High Utilisation Groups</b> Flexibility services to manage thermal constraints For details see: <a href="#">EJP</a>	7.9	-	2026/27 to 2027/28	Planned

EHV/HV Interventions							
Network Area	Driver	Type	Solution	Flexibility (MW)	Increase in Firm Capacity (MVA)	Expected By	Status
Monktonhall - Tranent	Thermal		<b>Monkton Hall – Tranent Primary Reinforcement</b> New 33kV circuits from Cockenzie GSP to supply new 33/11kV 2x 32MVA primary substation at Musselburgh For details see: <a href="#">DNOA</a> and <a href="#">EJP</a>	-	32.0	2027/28	Planned
		 SU	<b>Monkton Hall – Tranent</b> Flexibility services to manage the network risk during delivery of reinforcement For details see: <a href="#">DNOA</a> and <a href="#">EJP</a>	46.8	-	2023/24 to 2027/28	Delivery
Easter Road - Lower London Road - Lochend Quadrant	Security of Supply	 SU	Flexibility services to manage the network risk For details see: <a href="#">EJP</a>	5.8	-	2023/24 to 2027/28	Delivery
Lower London Road Primary	Asset Mod.		<b>EHV Transformer Condition Modernisation Programme</b> Replace Transformer(s)	-	TBC	2032/33	Signposted **
Portobello Primary	Fault Level		<b>Portobello Primary Fault Level Mitigation</b> Install two new 33/11kV transformers and two new 11kV switchboards to replace the existing legacy rated 11kV switchboard For details see: <a href="#">DNOA</a> and <a href="#">EJP</a>	-	*	2027/28	Planned
	Thermal	 SU	<b>Flexibility Services for High Utilisation Groups</b> Flexibility services to manage thermal constraints For details see: <a href="#">EJP</a>	-	-	2026/27 to 2027/28	Planned

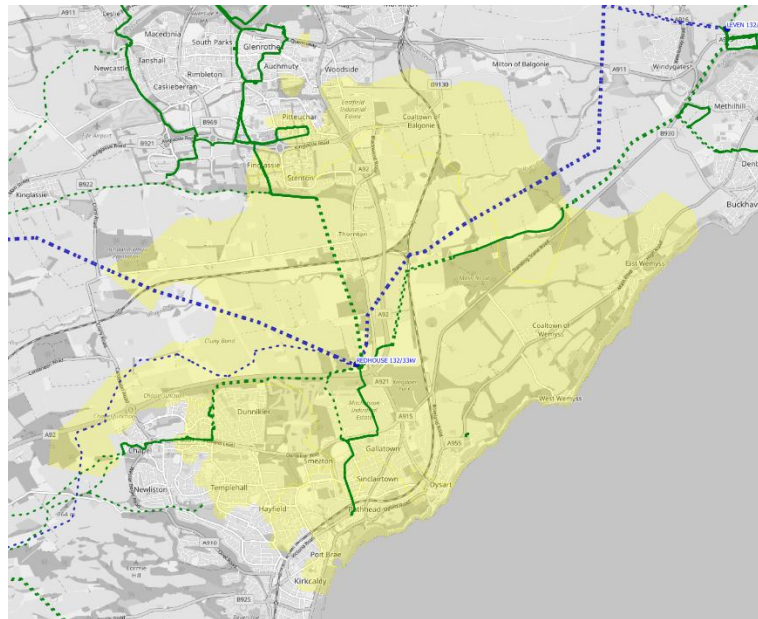
\*Could increase generation hosting capacity.

\*\*Post RIIO-ED2 plans are indicative.

HV Interventions							
Network Area	Driver	Type	Solution	Flexibility (MW)	Increase in Firm Capacity (MVA)	Expected By	Status
Lower London Road Primary	Asset Mod.		<b>HV Switchgear Condition Modernisation Programme</b> Replace Switchgear	-	TBC	2032/33	Signposted **

\*\*Post RIIO-ED2 plans are indicative.

### 3.59 Redhouse



This section of network is fed via two 90MVA 132/33kV grid transformers. This group supplies around 22,000 customers in Redhouse, Chapel, Birrel Street Wynd, Cluny Road and surrounding areas.

Summary		RIIO-ED2	Post RIIO-ED2**
Number of Interventions and Schemes	132kV/EHV	-	1
	EHV	1*	-
	EHV/HV	-	-
	HV	-	-
Capacity Added (MVA)		-	TBC
Flexibility Services (MW)		-	-

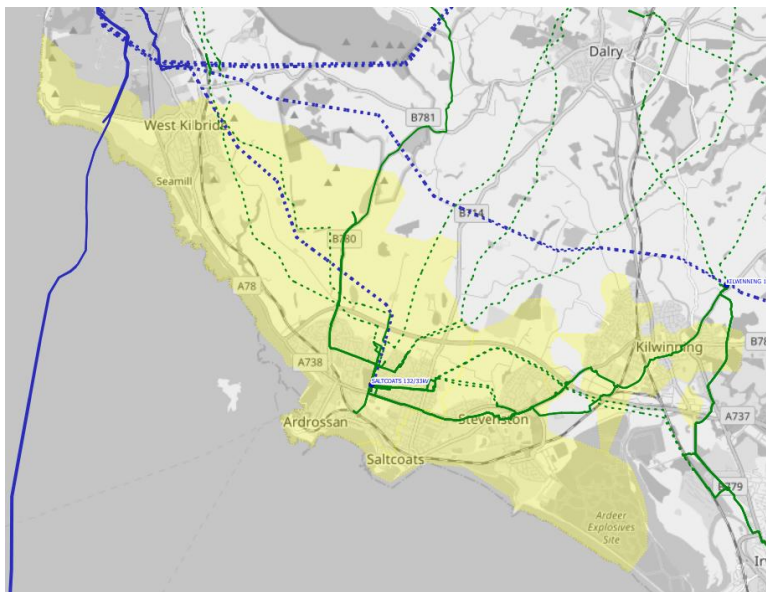
\*Could increase generation hosting capacity.

\*\*Post RIIO-ED2 plans are indicative.

132kV/EHV Interventions							
Network Area	Driver	Type	Solution	Flexibility (MW)	Increase in Firm Capacity (MVA)	Expected By	Status
Redhouse GSP	Thermal		<b>Redhouse GSP Reinforcement</b> Scoping and optioneering underway	-	TBC	2031/32	Signposted **

\*\*Post RIIO-ED2 plans are indicative.

### 3.60 Saltcoats A



This section of network is fed via two 60MVA 132/33kV grid transformers. This group supplies around 26,000 customers in Saltcoats Main, Stevenston, Byrehill and surrounding areas.

Summary		RIIO-ED2	Post RIIO-ED2**
Number of Interventions and Schemes	EHV	-	-
	EHV/HV	1*	-
	HV	-	-
Capacity Added (MVA)		-	TBC
Flexibility Services (MW)		-	-

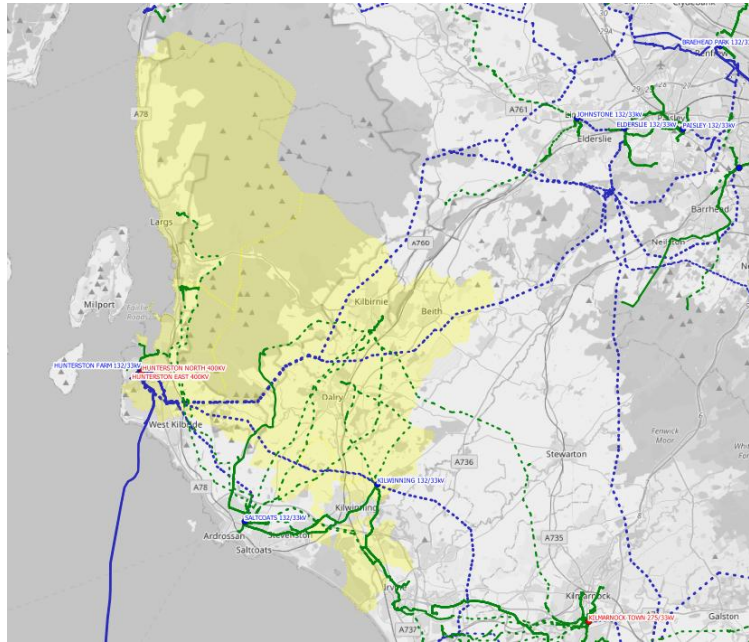
\*Could increase generation hosting capacity.

\*\*Post RIIO-ED2 plans are indicative.

EHV/HV Interventions							
Network Area	Driver	Type	Solution	Flexibility (MW)	Increase in Firm Capacity (MVA)	Expected By	Status
Saltcoats Main Primary	Fault Level		<b>Fault Level Monitoring and Management</b> Installation of Real Time Fault Level Monitoring equipment at Saltcoats Main For details see: <a href="#">EJP</a>	-	*	2027/28	Planned

\*Could increase generation hosting capacity.

### 3.61 Saltcoats B



This section of network is fed via two 60MVA 132/33kV grid transformers. This group supplies around 26,000 customers in Ravenspark, Fairlie, Largs, Kilbirnie and surrounding areas.



Summary		RIIO-ED2	Post RIIO-ED2**
Number of Interventions and Schemes	EHV	1*	-
	EHV/HV	-	2
	HV	-	1
Capacity Added (MVA)		-	TBC
Flexibility Services (MW)		-	-

\*Could increase generation hosting capacity.


\*\*Post RIIO-ED2 plans are indicative.

EHV Interventions							
Network Area	Driver	Type	Solution	Flexibility (MW)	Increase in Firm Capacity (MVA)	Expected By	Status
Saltcoats B GSP	Asset Mod.		<b>EHV Switchgear Condition Modernisation Programme</b> Replace Switchgear	-	*	2027/28	Planned

\*Could increase generation hosting capacity.

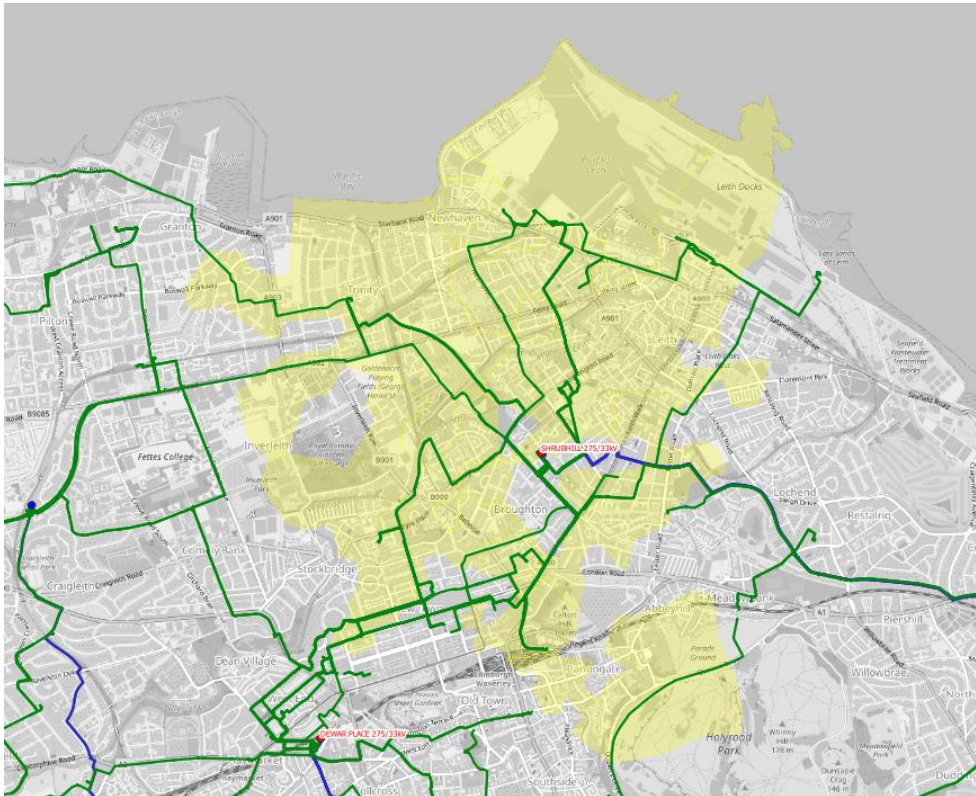
EHV / HV Interventions							
Network Area	Driver	Type	Solution	Flexibility (MW)	Increase in Firm Capacity (MVA)	Expected By	Status
Kilbirnie Primary	Asset Mod.		<b>EHV Transformer Condition Modernisation Programme</b> Replace Transformer(s)	-	TBC	2032/33	Signposted **
Largs Alexander Way Primary	Asset Mod.		<b>EHV Transformer Condition Modernisation Programme</b> Replace Transformer(s)	-	TBC	2032/33	Signposted **

\*\*Post RIIO-ED2 plans are indicative.

HV Interventions							
Network Area	Driver	Type	Solution	Flexibility (MW)	Increase in Firm Capacity (MVA)	Expected By	Status
Kilbirnie Primary	Asset Mod.		<b>HV Switchgear Condition Modernisation Programme</b> Replace Switchgear	-	TBC	2032/33	Signposted **

\*\*Post RIIO-ED2 plans are indicative.

### 3.62 Shrubhill






This section of network is fed via two 120MVA 275/33kV super grid transformers. This group supplies around 40,000 customers in Ocean Drive, East Trinity Road, St. James Centre, Bonnington Road, Henderson Row, Calton Road, Easter Road and surrounding areas.

Summary		RIIO-ED2	Post RIIO-ED2**
Number of Interventions and Schemes	EHV	2*	1
	EHV/HV	-	1
	HV	-	1
Capacity Added (MVA)		-	TBC
Flexibility Services (MW)		-	-


\*Could increase generation hosting capacity.

\*\*Post RIIO-ED2 plans are indicative.


EHV Interventions							
Network Area	Driver	Type	Solution	Flexibility (MW)	Increase in Firm Capacity (MVA)	Expected By	Status
Annfield Primary	Asset Mod.		<b>EHV Switchgear Condition Modernisation Programme</b> Replace Switchgear	-	*	2026/27	Planned
Edinburgh Dock North Primary	Asset Mod.		<b>EHV Switchgear Condition Modernisation Programme</b> Dispose of Switchgear	-	*	2027/28	Planned
Tower Place Primary	Asset Mod.		<b>EHV Switchgear Condition Modernisation Programme</b> Replace Switchgear	-	TBC	2032/33	Signposted **

\*Could increase generation hosting capacity.

\*\*Post RIIO-ED2 plans are indicative.

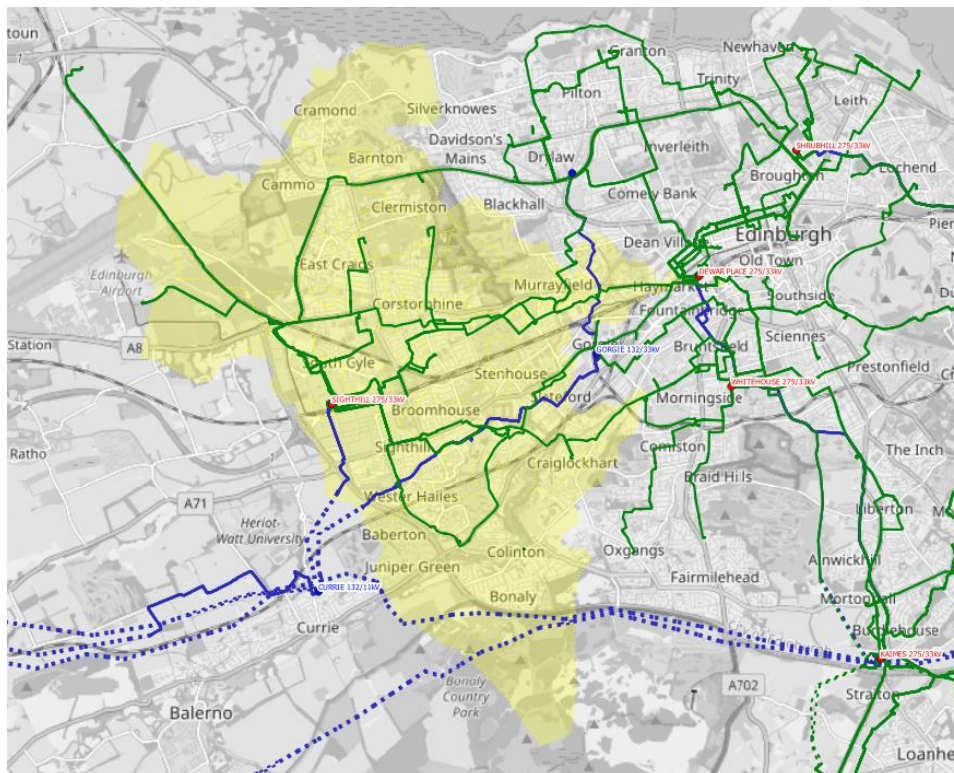
EHV / HV Interventions							
Network Area	Driver	Type	Solution	Flexibility (MW)	Increase in Firm Capacity (MVA)	Expected By	Status
North Edinburgh	Thermal		<b>North Edinburgh Reinforcements</b> Scoping and optioneering underway	-	TBC	2032/33	Signposted **

\*\*Post RIIO-ED2 plans are indicative.

HV Interventions							
Network Area	Driver	Type	Solution	Flexibility (MW)	Increase in Firm Capacity (MVA)	Expected By	Status
Annfield Primary	Asset Mod.		<b>HV Switchgear Condition Modernisation Programme</b> Replace Switchgear	-	*	2032/33	Signposted **

\*\*Post RIIO-ED2 plans are indicative.

### 3.63 Sighthill



This section of network is fed via two 180MVA 275/33kV super grid transformers. This group supplies around 49,000 customers in South Gyle, Barnton Grove, Sighthill Farm, Roseburn, Gylemuir, Saughton Road North, Barnton Quarry, Colinton North, Balgreen, Rannoch Road, Kingsknowe Road North and surrounding areas.

Summary		RIIO-ED2	Post RIIO-ED2**
Number of Interventions and Schemes	EHV	-	-
	EHV/HV	1*	1
	HV	-	-
Capacity Added (MVA)		-	TBC
Flexibility Services (MW)		-	-

\*Could increase generation hosting capacity.

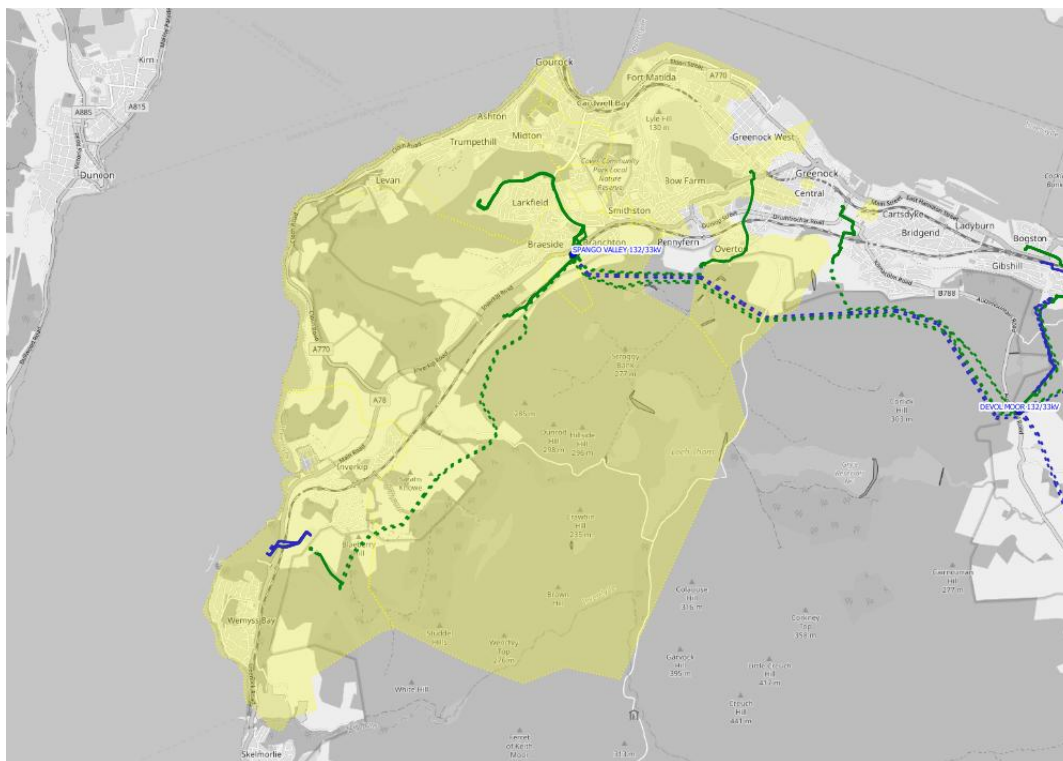
\*\*Post RIIO-ED2 plans are indicative.

EHV/HV Interventions							
Network Area	Driver	Type	Solution	Flexibility (MW)	Increase in Firm Capacity (MVA)	Expected By	Status
Central Edinburgh	Thermal		<b>Central Edinburgh Reinforcements</b> Scoping and optioneering underway	-	TBC	2032/33	Signposted **
Edinburgh Airport	Fault Level		<b>Fault Level Monitoring and Management</b> Installation of Real Time Fault Level Monitoring equipment For details see: <a href="#">EJP</a>	-	*	2027/28	Planned

\*Could increase generation hosting capacity.

\*\*Post RIIO-ED2 plans are indicative.

### 3.64 Spango Valley



This section of network is fed via two 90MVA 132/33kV grid transformers. This group supplies around 21,000 customers in Caddlehill, Finnock Bog, Inverkip Road, Larkfield and surrounding areas.

Summary		RIIO-ED2	Post RIIO-ED2**
Number of Interventions and Schemes	EHV	-	-
	EHV/HV	-	-
	HV	1*	-
Capacity Added (MVA)		-	TBC
Flexibility Services (MW)		-	-

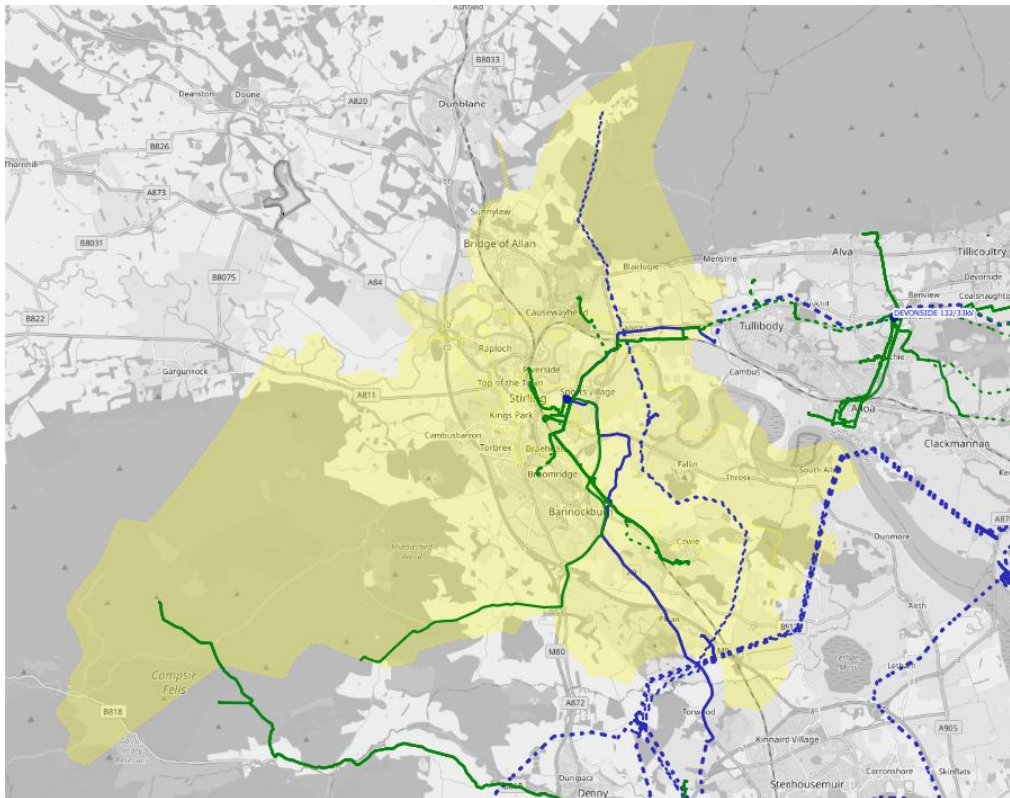
\*Could increase generation hosting capacity.

\*\*Post RIIO-ED2 plans are indicative.

HV Interventions							
Network Area	Driver	Type	Solution	Flexibility (MW)	Increase in Firm Capacity (MVA)	Expected By	Status
Finnock Bog Primary	Asset Mod.		<b>HV Switchgear Primary Condition Modernisation Programme</b> Replace Switchgear	-	*	2025/26	Planned

\*Could increase generation hosting capacity.

### 3.65 Stirling



This section of network is fed via two 90MVA 132/33kV grid transformers. This group supplies around 27,000 customers in Colquhoun Street, St. Ninians, Forth Street, Stirling University, Stirling and surrounding areas.






Summary		RIIO-ED2	Post RIIO-ED2**
Number of Interventions and Schemes	EHV	1*	-
	EHV/HV	2	3
	HV	-	2
Capacity Added (MVA)		4.2	TBC
Flexibility Services (MW)		1.6	-

\*Could increase generation hosting capacity.



\*\*Post RIIO-ED2 plans are indicative.

EHV Interventions							
Network Area	Driver	Type	Solution	Flexibility (MW)	Increase in Firm Capacity (MVA)	Expected By	Status
Stirling GSP	Asset Mod.		<b>EHV Switchgear Condition Modernisation Programme</b> Replace Switchgear	-	*	2027/28	Planned

\*Could increase generation hosting capacity.

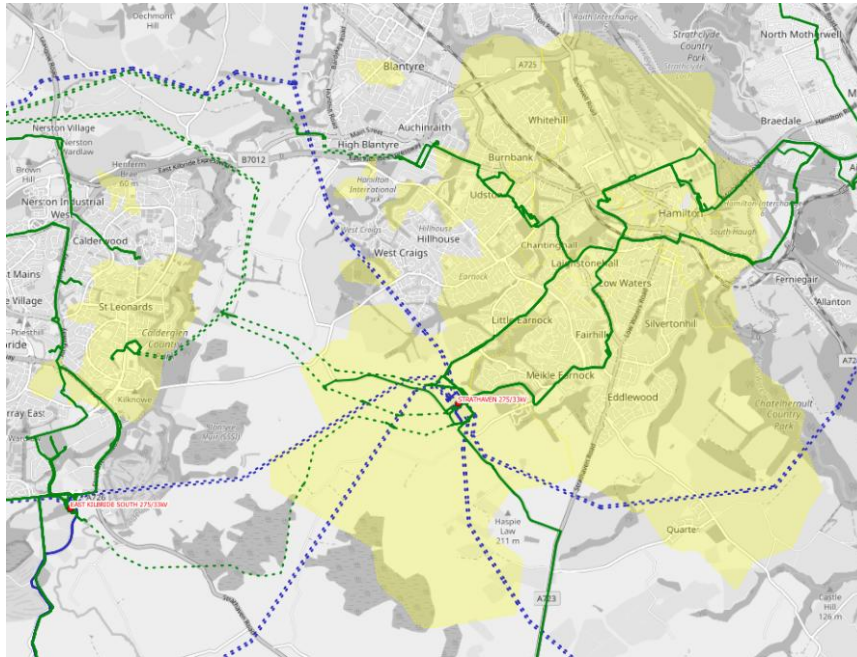
EHV/HV Interventions							
Network Area	Driver	Type	Solution	Flexibility (MW)	Increase in Firm Capacity (MVA)	Expected By	Status
St Ninians Cornhill Primary	Thermal		<b>33kV Circuit Upgrades</b> Uprate sections of 33kV circuit supplying St Ninians Cornhill Primary For details see: <a href="#">EJP</a>	-	4.2	2027/28	Planned
		 SU	Flexibility services to manage the network risk during delivery of reinforcement For details see: <a href="#">EJP</a>	1.6	-	2024/25 to 2025/26	Delivery
Colquhoun St / St Ninians	Thermal		<b>Colquhoun St / St Ninians</b> Scoping and optioneering underway	-	TBC	2031/32	Signposted **
Colquhoun Street Primary	Asset Mod.		<b>EHV Transformer Condition Modernisation Programme</b> Replace Transformer(s)	-	TBC	2032/33	Signposted **
Stirling University	Asset Mod.		<b>EHV Transformer Condition Modernisation Programme</b> Replace Transformer(s)	-	TBC	2032/33	Signposted **

\*\*Post RIIO-ED2 plans are indicative.

HV Interventions							
Network Area	Driver	Type	Solution	Flexibility (MW)	Increase in Firm Capacity (MVA)	Expected By	Status
Colquhoun Street Primary	Asset Mod.		<b>HV Switchgear Primary Condition Modernisation Programme</b> Replace Switchgear	-	TBC	2032/33	Signposted **
Stirling University	Asset Mod.		<b>HV Switchgear Primary Condition Modernisation Programme</b> Replace Switchgear	-	TBC	2032/33	Signposted **

\*\*Post RIIO-ED2 plans are indicative.

### 3.66 Strathaven




This section of network is fed via two 120MVA 275/33kV super grid transformers. This group supplies around 34,000 customers in Neilsland, Strathaven, Leonards Chapel, Burnbank, Hamilton and surrounding areas.


Summary		RIIO-ED2	Post RIIO-ED2**
Number of Interventions and Schemes	275kV/EHV	1*	-
	EHV	-	1
	EHV/HV	1	-
	HV	-	-
Capacity Added (MVA)		-	TBC
Flexibility Services (MW)		12.3	-

\*Could increase generation hosting capacity.

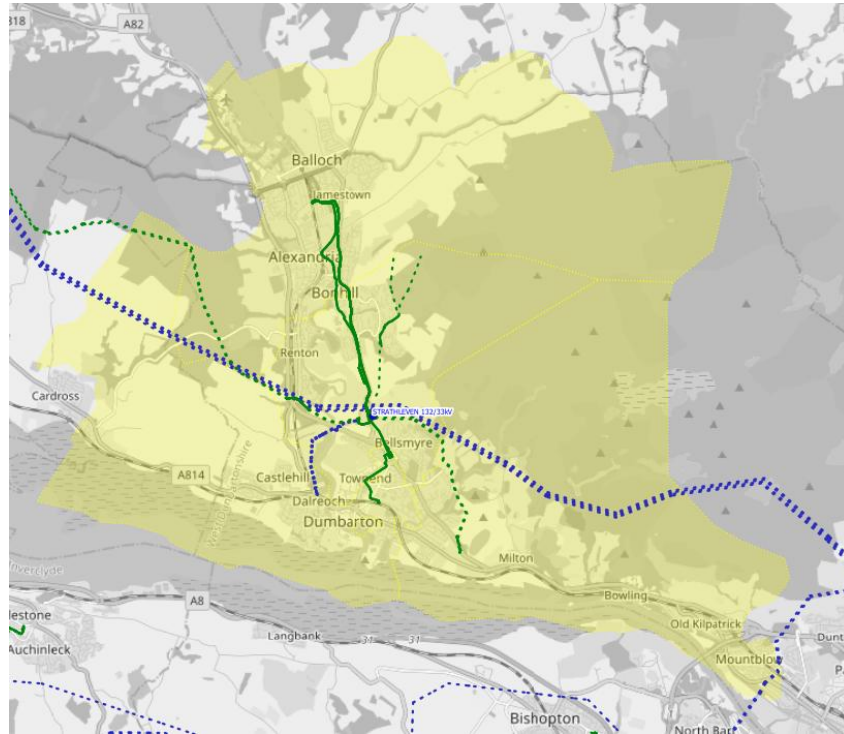
\*\*Post RIIO-ED2 plans are indicative.

EHV Interventions							
Network Area	Driver	Type	Solution	Flexibility (MW)	Increase in Firm Capacity (MVA)	Expected By	Status
Burnbank / Hamilton / Strathaven	Thermal		<b>Burnbank / Hamilton / Strathaven Reinforcement</b> Scoping and optioneering underway	-	TBC	2030/31	Signposted **

\*\*Post RII0-ED2 plans are indicative.

EHV/HV Interventions							
Network Area	Driver	Type	Solution	Flexibility (MW)	Increase in Firm Capacity (MVA)	Expected By	Status
Hamilton Primary	Thermal	 SU	<b>Hamilton Primary</b> Flexibility services to manage the network risk For details see: <a href="#">EJP</a>	12.3	-	2023/24 to 2027/28	Delivery

### 3.67 Strathleven



This section of network is fed via two 90MVA 132/33kV grid transformers. This group supplies around 26,000 customers in Strathleven, Dumbarton, Milton, Balloch and some neighbouring areas.

Summary		RIIO-ED2	Post RIIO-ED2**
Number of Interventions and Schemes	EHV	1*	-
	EHV/HV	-	-
	HV	-	-
Capacity Added (MVA)		-	TBC
Flexibility Services (MW)		-	-

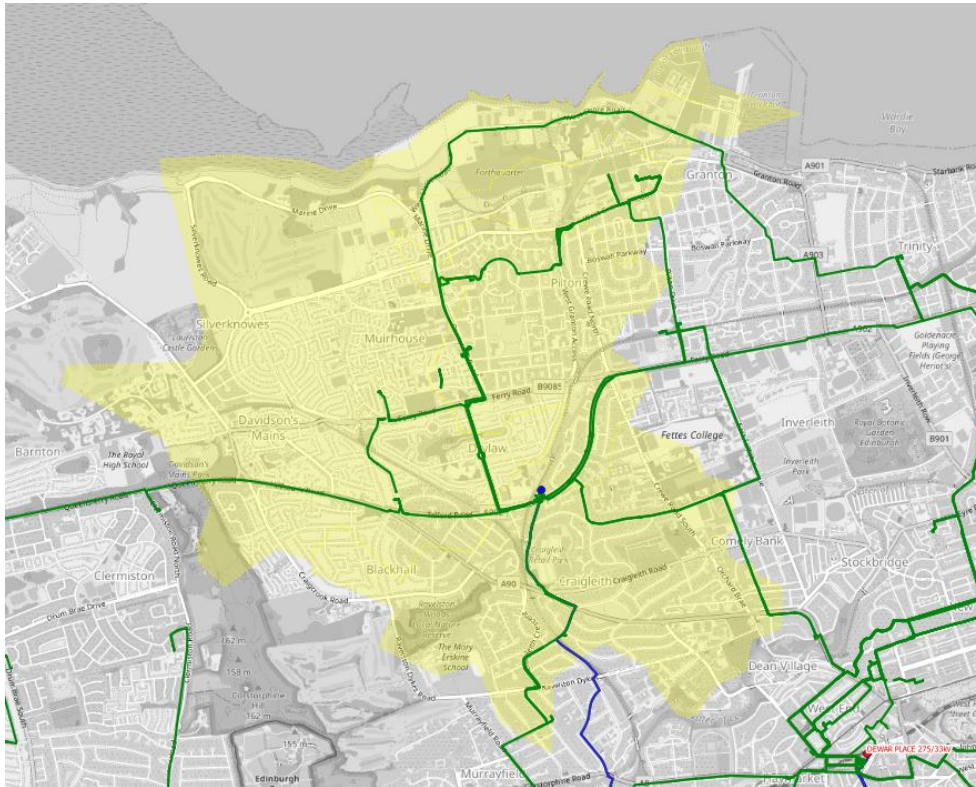
\*Could increase generation hosting capacity.

\*\*Post RIIO-ED2 plans are indicative.

EHV Interventions							
Network Area	Driver	Type	Solution	Flexibility (MW)	Increase in Firm Capacity (MVA)	Expected By	Status
Strathleven GSP	Asset Mod.		<b>EHV Switchgear Condition Modernisation Programme</b> Replace Switchgear	-	*	2025/26	Planned

\*Could increase generation hosting capacity.

### 3.68 Telford Road



This section of network is fed via two 60MVA 132/33kV grid transformers. This group supplies around 18,000 customers in Telford Road, Muirhouse Bank, Granton Park Avenue, Pennywell Road and surrounding areas.

Summary		RIIO-ED2	Post RIIO-ED2**
Number of Interventions and Schemes	EHV	1*	-
	EHV/HV	-	-
	HV	-	-
Capacity Added (MVA)		-	TBC
Flexibility Services (MW)		-	-

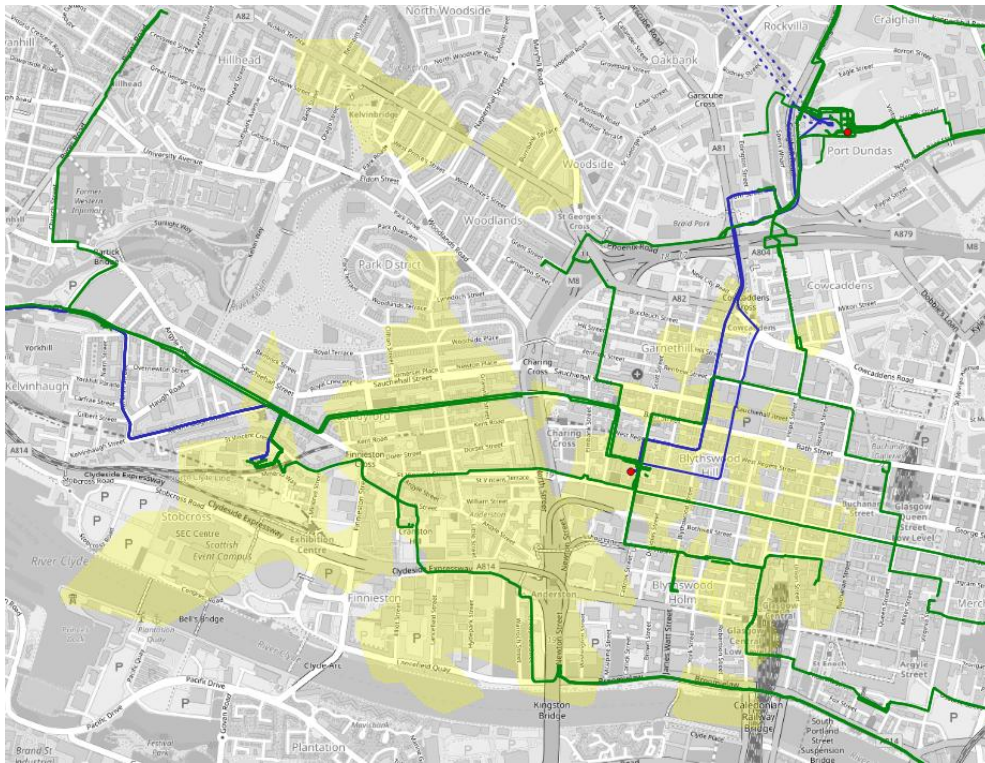
\*Could increase generation hosting capacity.

\*\*Post RIIO-ED2 plans are indicative.

EHV Interventions							
Network Area	Driver	Type	Solution	Flexibility (MW)	Increase in Firm Capacity (MVA)	Expected By	Status
Telford Road GSP	Asset Mod.		<b>EHV Switchgear Condition Modernisation Programme</b> Replace Switchgear	-	*	2024/25	Delivery

\*Could increase generation hosting capacity.

### 3.69 West George Street



This section of network is fed via a 120MVA 275/33kV SGT and a 90MVA 275/33kV grid transformers. This group supplies around 16,000 customers in Mitchell Street, Elliot Street, West George Street, Grant Street, Dundas Street and surrounding areas.




Summary		RIIO-ED2	Post RIIO-ED2**
Number of Interventions and Schemes	275kV/EHV	1*	-
	EHV	-	-
	EHV/HV	2*	1
	HV	-	-
Capacity Added (MVA)		-	TBC
Flexibility Services (MW)		1.0	-

\*Could increase generation hosting capacity.

\*\*Post RIIO-ED2 plans are indicative.

275kV/EHV Interventions							
Network Area	Driver	Type	Solution	Flexibility (MW)	Increase in Firm Capacity (MVA)	Expected By	Status
West George Street GSP	Fault Level		<b>New Transmission Capacity Charges (NTCC)</b> Replace a single 275/33kV 120MVA standard impedance transformer with a higher impedance unit. For details see: <a href="#">DNOA</a> and <a href="#">EJP</a>	-	*	2025/26	Planned

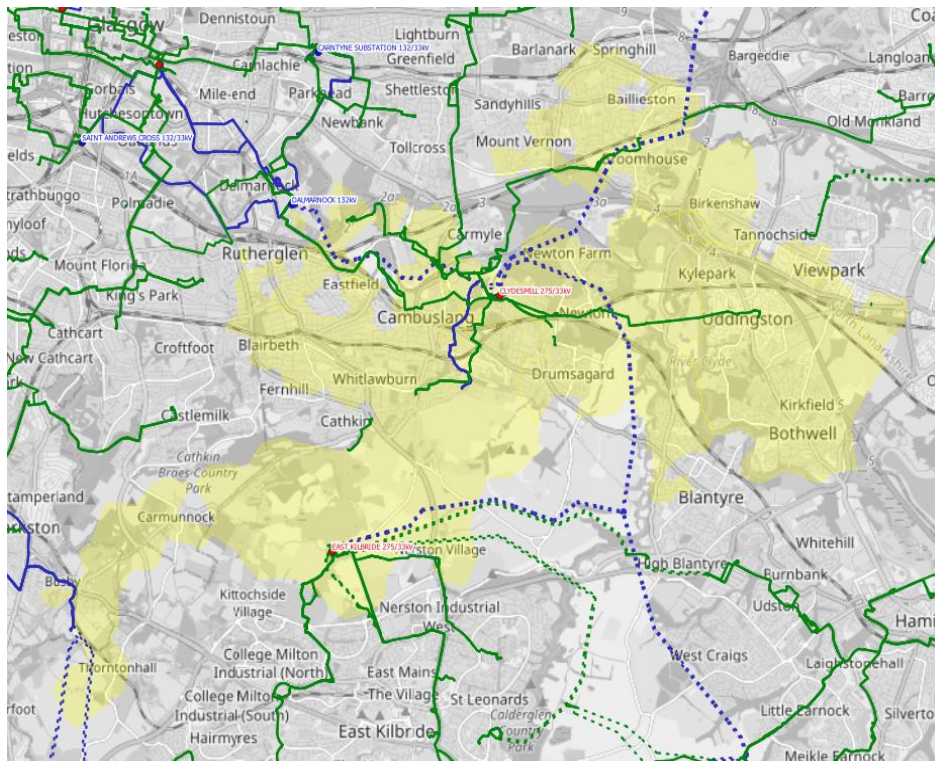
\*Could increase generation hosting capacity.

EHV/HV Interventions							
Network Area	Driver	Type	Solution	Flexibility (MW)	Increase in Firm Capacity (MVA)	Expected By	Status
West George Street	Fault Level		<b>West George Street Primary Fault Level Mitigation</b> Replacement of 11kV switchboard at West George Street primary For details see: <a href="#">DNOA</a> and <a href="#">EJP</a>	-	*	2025/26	Planned
Mitchell Street Primary	Thermal	 SU	<b>Flexibility Services for High Utilisation Groups</b> Flexibility services to manage thermal constraints For details see: <a href="#">EJP</a>	1.0	-	2023/24 to 2027/28	Delivery
Dundas Street Primary	Asset Mod.		<b>EHV Transformer Condition Modernisation Programme</b> Replace Transformer(s)	-	TBC	2032/33	Signposted **

\*Could increase generation hosting capacity.

\*\*Post RII0-ED2 plans are indicative.

### 3.70 Westburn Road



This section of network is fed via two 120MVA 275/33kV super grid transformers. This group supplies around 46,000 customers in Westburn Road, Whitlawburn, Uddingston, Baillieston, Frankfield and surrounding areas.

Summary		RIIO-ED2	Post RIIO-ED2**
Number of Interventions and Schemes	EHV	1*	1*
	EHV/HV	2*	-
	HV	-	-
Capacity Added (MVA)		-	TBC
Flexibility Services (MW)		-	-



\*Could increase generation hosting capacity.

\*\*Post RIIO-ED2 plans are indicative.

EHV Interventions							
Network Area	Driver	Type	Solution	Flexibility (MW)	Increase in Firm Capacity (MVA)	Expected By	Status
Westburn Road Primary	Fault Level		<b>Fault Level Monitoring and Management</b> Installation of Real Time Fault Level Monitoring equipment at Westburn Road For details see: <a href="#">EJP</a>	-	*	2024/25	Delivery
	Fault Level		<b>Westburn Road Primary Fault Level</b> Scoping and optioneering underway	-	*	2028/29	Signposted**

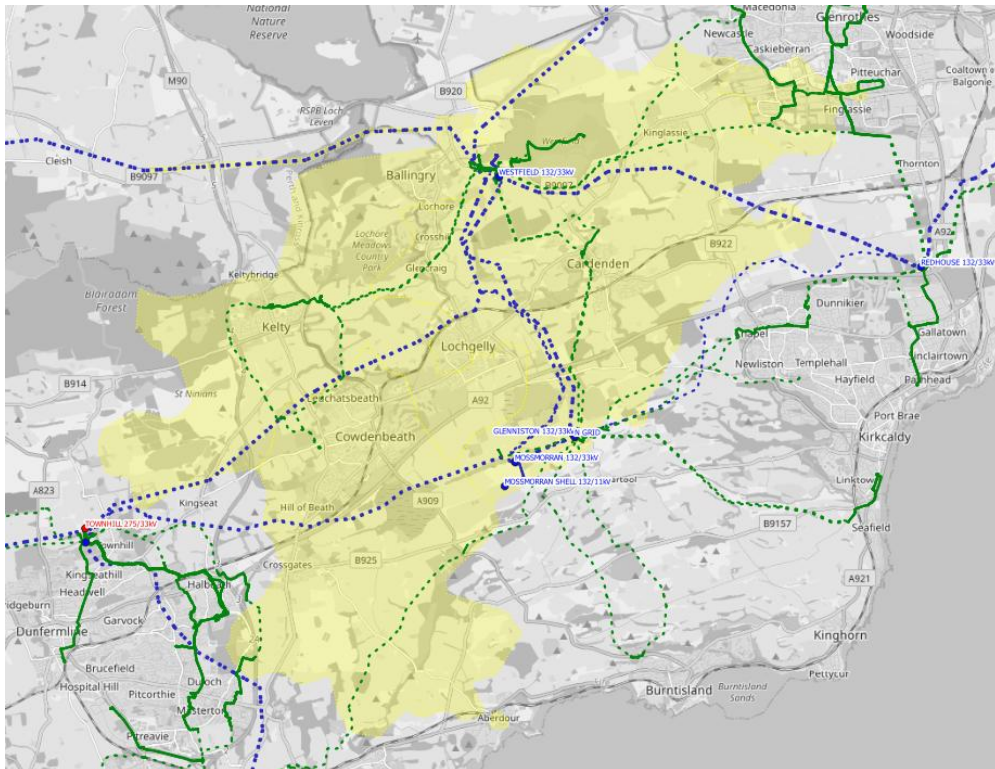
\*Could increase generation hosting capacity.

\*\*Post RIIO-ED2 plans are indicative.

EHV/HV Interventions							
Network Area	Driver	Type	Solution	Flexibility (MW)	Increase in Firm Capacity (MVA)	Expected By	Status
Whitlawburn Primary	Fault Level		<b>Whitlawburn Primary Fault Level Mitigation</b> Establish Cathkin primary substation with two 20MVA 33/11kV transformers and a 9-panel 11kV switchboard. Replace Whitlawburn 20/40MVA units with 20MVA transformers For details see: <a href="#">DNOA</a> and <a href="#">EJP</a>	-	*	2027/28	Planned
Frankfield Primary	Asset Mod.		<b>EHV Transformer Condition Modernisation Programme</b> Replace transformer(s)	-	*	2025/26	Planned

\*Could increase generation hosting capacity.

### 3.71 Westfield





This section of network is fed via two 60MVA 132/33kV grid transformers. This group supplies around 20,000 customers in Kelty, Cowdenbeath, Bowhill, Southfield and surrounding areas.

Summary		RIIO-ED2	Post RIIO-ED2**
Number of Interventions and Schemes	EHV	-	1
	EHV/HV	1	1
	HV	-	-
Capacity Added (MVA)		-	TBC
Flexibility Services (MW)		0.2	-

\*\*Post RIIO-ED2 plans are indicative.

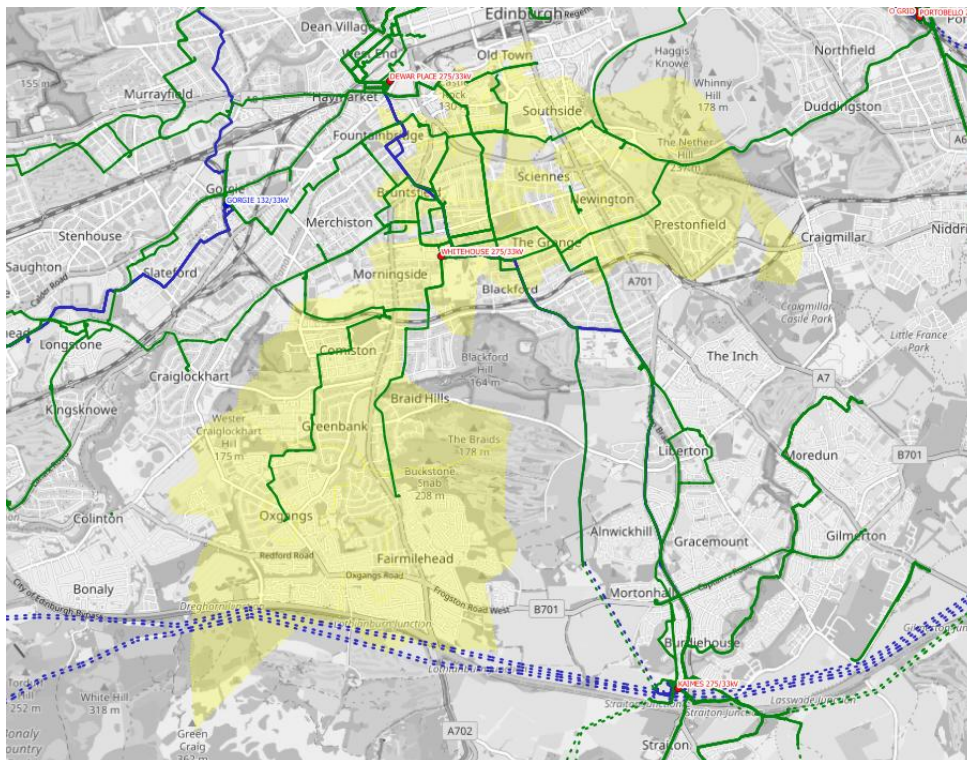
EHV Interventions							
Network Area	Driver	Type	Solution	Flexibility (MW)	Increase in Firm Capacity (MVA)	Expected By	Status
Kelty / Cowdenbeath Primary	Thermal		<b>Kelty / Cowdenbeath Group Reinforcement</b> Scoping and optioneering underway	-	TBC	2032/33	Signposted **

\*\*Post RIIO-ED2 plans are indicative.

EHV/HV Interventions							
Network Area	Driver	Type	Solution	Flexibility (MW)	Increase in Firm Capacity (MVA)	Expected By	Status
Bowhill Primary	Thermal	 SU	<b>Flexibility Services for High Utilisation Groups</b> Flexibility services to manage thermal constraints For details see: <a href="#">EJP</a>	0.2	-	2027/28	Planned
	Thermal		<b>Bowhill Primary Reinforcement</b> Scoping and optioneering underway	-	TBC	2029/30	Signposted **

\*\*Post RII0-ED2 plans are indicative.

### 3.72 Whitehouse



This section of network is fed via two 120MVA 275/33kV super grid transformers. This group supplies around 36,000 customers in Oxgangs Road, Park Road, George Square Lane, Mortonhall, Martin Miller, Maxwell Street and surrounding areas.


Summary		RIIO-ED2	Post RIIO-ED2**
Number of Interventions and Schemes	EHV	1*	-
	EHV/HV	-	1
	HV	-	-
Capacity Added (MVA)		-	TBC
Flexibility Services (MW)		-	-

\*Could increase generation hosting capacity.

\*\*Post RIIO-ED2 plans are indicative.

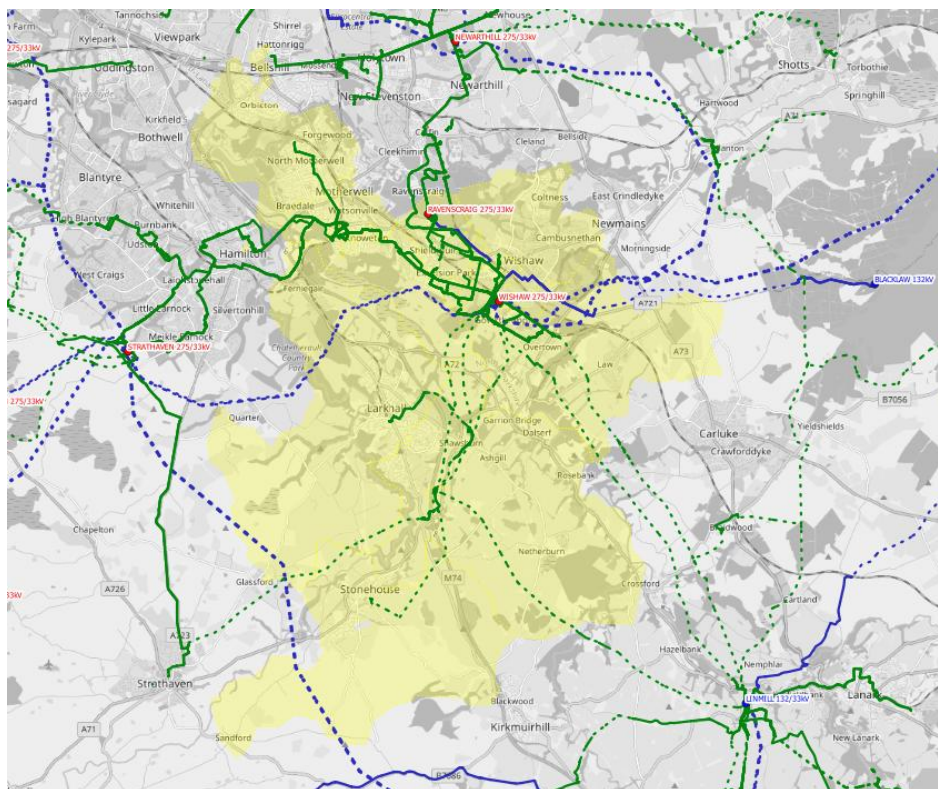
EHV Interventions							
Network Area	Driver	Type	Solution	Flexibility (MW)	Increase in Firm Capacity (MVA)	Expected By	Status
Whitehouse GSP	Fault Level		<b>Whitehouse GSP Fault Level Mitigation</b> Replacement of 33kV switchboard at Whitehouse GSP. For details see: <a href="#">DNOA</a> and <a href="#">EJP</a>	-	*	2025/26	Planned

\*Could increase generation hosting capacity.

EHV/HV Interventions							
Network Area	Driver	Type	Solution	Flexibility (MW)	Increase in Firm Capacity (MVA)	Expected By	Status
George Square Lane/ Park Road Primary	Thermal		<b>George Square Lane / Park Road Primary Reinforcement</b> Scoping and optioneering underway	-	TBC	2031/32	Signposted **

\*\*Post RIIO-ED2 plans are indicative.

### 3.73 Wishaw



This section of network is fed via two 120MVA 275/33kV super grid transformers. This group supplies around 48,000 customers in Muirhouse, Larkhall Town, Larkhall (Primary), Craigneuk, Overtown, Belhaven West, Stonehouse, Watling Street, Leven Street and surrounding areas.



Summary		RIIO-ED2	Post RIIO-ED2**
Number of Interventions and Schemes	132kV/EHV	-	1
	EHV	2*	-
	EHV/HV	1	-
	HV	2*	-
Capacity Added (MVA)		-	TBC
Flexibility Services (MW)		6.8	-

\*Could increase generation hosting capacity.


\*\*Post RIIO-ED2 plans are indicative.



275kV/EHV Interventions							
Network Area	Driver	Type	Solution	Flexibility (MW)	Increase in Firm Capacity (MVA)	Expected By	Status
Newarthill / Wishaw / Ravenscraig GSPs	Thermal, Fault Level		<b>Newarthill / Wishaw / Ravenscraig GSPs</b> Scoping and optioneering underway	-	TBC	2032/33	Signposted **

\*\*Post RIIO-ED2 plans are indicative.

EHV Interventions							
Network Area	Driver	Type	Solution	Flexibility (MW)	Increase in Firm Capacity (MVA)	Expected By	Status
Wishaw GSP	Fault Level		<b>Fault Level Monitoring and Management</b> Installation of Real Time Fault Level Monitoring equipment at Wishaw For details see: <a href="#">EJP</a>	-	*	2027/28	Planned
Larkhall Primary	Asset Mod.		<b>EHV Switchgear Condition Modernisation Programme</b> Replace Switchgear	-	*	2026/27	Planned

\*Could increase generation hosting capacity.

EHV/HV Interventions							
Network Area	Driver	Type	Solution	Flexibility (MW)	Increase in Firm Capacity (MVA)	Expected By	Status
Stonehouse Primary	Thermal	 SU	<b>Stonehouse Primary</b> Flexibility services to manage the network risk during delivery of reinforcement For details see: <a href="#">EJP</a>	6.8	TBC	2023/24 to 2027/28	Delivery

HV Interventions							
Network Area	Driver	Type	Solution	Flexibility (MW)	Increase in Firm Capacity (MVA)	Expected By	Status
Belhaven Primary	Asset Mod.		<b>HV Switchgear Primary Condition Modernisation Programme</b> Replace Switchgear	-	*	2024/25	Delivery
Larkhall Primary	Asset Mod.		<b>HV Switchgear Primary Condition Modernisation Programme</b> Replace Switchgear	-	*	2026/27	Planned

\*Could increase generation hosting capacity.

## 4 Part 2 – Network scenario headroom

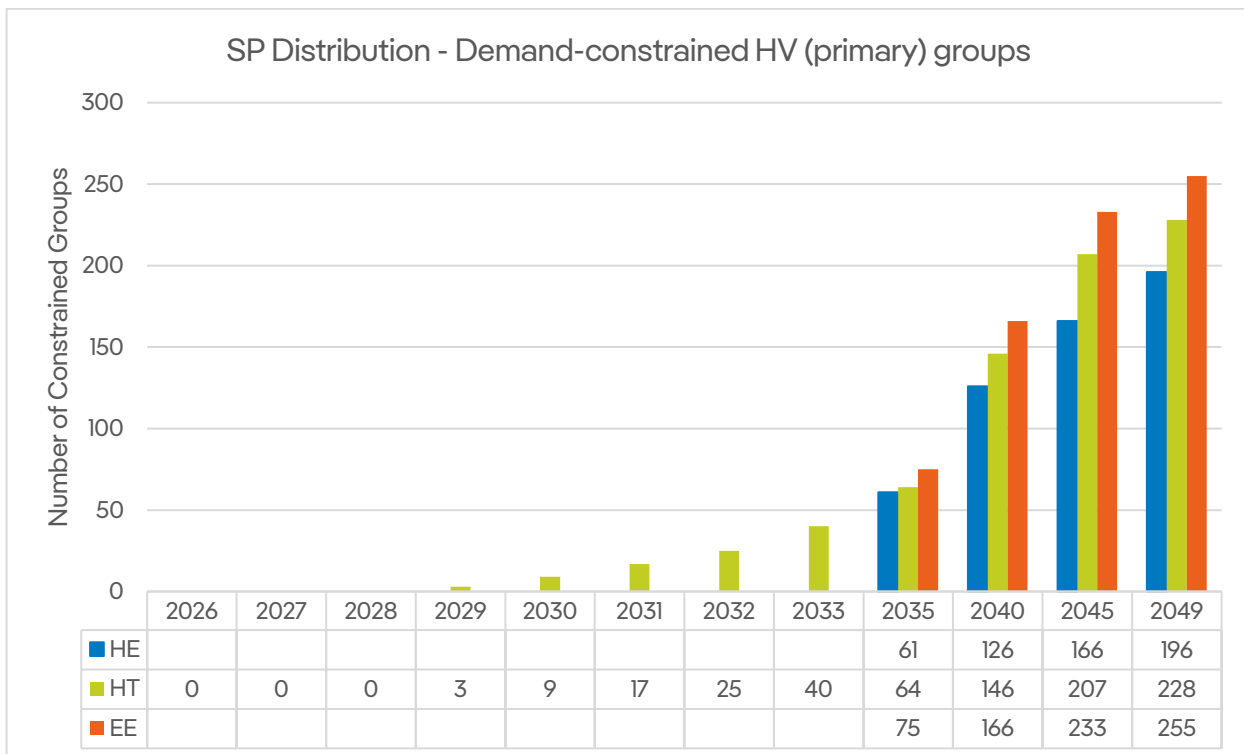
This section provides a forecast of post-intervention headroom across all network groups out to 2050. We've calculated this post-intervention headroom by combining our existing network model, our scenario forecasts, and our known intervention plans.

Our NDP Capacity Headroom spreadsheet data files provide this information for each primary (33kV/HV) substation for each year for the first ten years and every five years thereafter through to 2050. Given the forecast uncertainty in future pathways to achieve Net Zero, we have done this for each of the Holistic Transition (HT), Hydrogen Evolution (HE), and Electric Engagement (EE) scenarios (see NDP Methodology Statement) We provide our headroom calculation for demand and generation separately as the constraints limiting each can be different (see Section 2.1.1).

### 4.1 Demand headroom results

Demand growth is increasing from now out to 2050 due to the decarbonisation of heat and transport. This isn't fully reflected in Figure 2, which shows the number of constrained primary groups only increasing after 2028, as this constraint data incorporates our planned RIIO-ED1 and RIIO-ED2 investments (i.e. there are few constraints up to 2028 as we have planned interventions to resolve these rather than because there is no demand increase). Constraints increase after this point, as we haven't yet planned interventions for that period (we started this in 2025 when we started preparing for RIIO-ED3).

The difference in constraints pre-2028 and post-2028 illustrates an important point: we can provide the interventions our customers need to decarbonise providing Ofgem authorise the investment. However, without interventions, the network will suffer from widespread constraints. These would make 2050 Net Zero target unachievable, and the network would be overloaded, exposing customers to safety risks, supply interruptions, and higher overall costs. It is absolutely in our customers' interests that we deliver additional capacity.

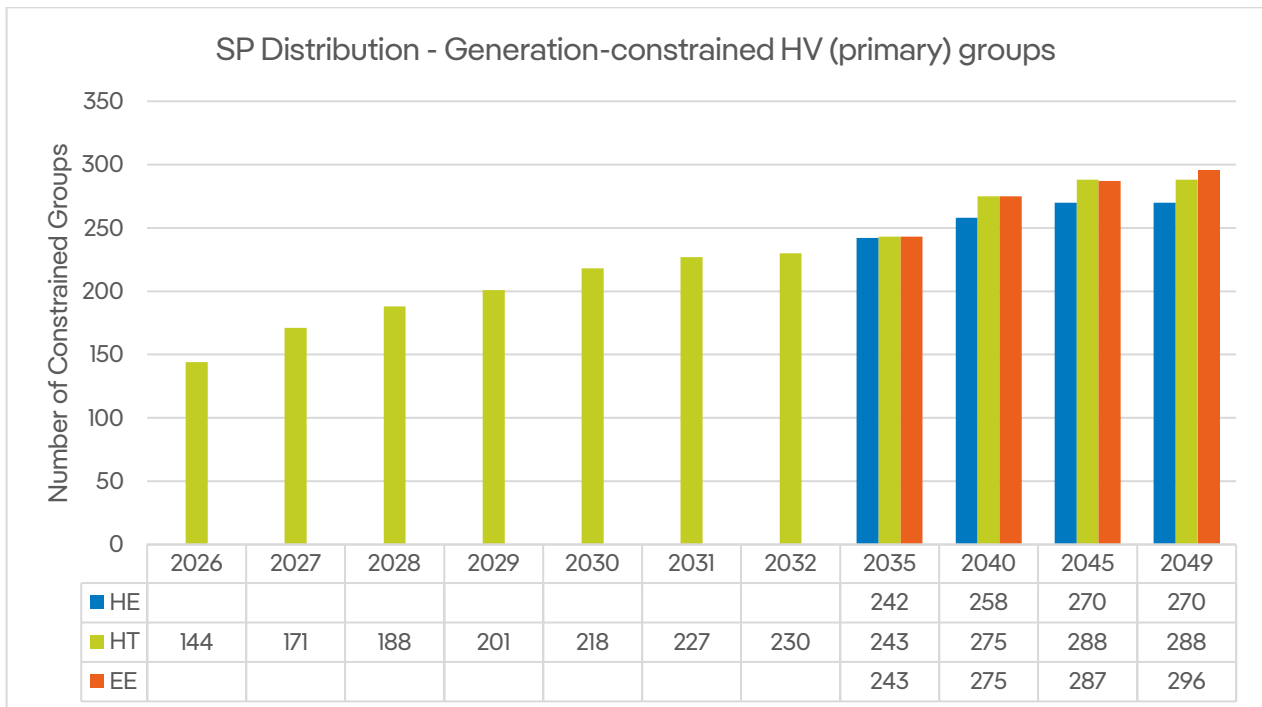


**Figure 2: SP Distribution number of demand constrained primary substation groups**

## 4.2 Generation headroom results

Generation growth is increasing from now out to 2050. These figures show that we are not reducing all known generation constraints within RIIO-ED2. Some key points:

1. Figure 3 shows the number of primary substation groups with no spare firm capacity. However, we are enabling generation to connect to some of these primary substation groups through flexible connection arrangements such as ANM and AFLM.
2. As these show constrained primary substations, these constraints will not necessarily impede larger-scale generation where this connects to 33kV or 132kV network assets.
3. These constraints will likely not impede domestic-scale (<50kW) generation given its minimal contribution to network constraints and is below the Transmission Impact Assessment limit.
4. Figure 3 incorporates upstream constraints but does not reflect constraints beyond the boundaries of our network.



**Figure 3: SP Distribution number of generation constrained primary substation groups**

## 5 Glossary

**Active Fault Level Management (AFLM)** – Active Fault Level Management is a solution which improves fault level headroom utilisation in order to avoid or defer network reinforcement works and accelerate the integration of renewable generation.

**Active Network Management (ANM)** – Active Network Management is a distributed control system that continually monitors the limits in a given area of the network and then allocates the maximum amount of capacity to customers in that area. These systems operate in real-time and monitor inputs, outputs, network flows and voltages to key points within the controlled zone. If the network is approaching limits, the ANM controller instructs actions to be taken to mitigate any risks.

**Constraint Management Zone (CMZ)** – CMZs are areas of network we have an automated control system to coordinate and dispatch different operational solutions.

**Customer** – means anyone connected to our network and who depends on us for an electricity supply. This includes demand, generation, and storage sites, and IDNO networks.

**Decarbonisation** – the process to reduce the amount of carbon dioxide (CO<sub>2</sub>) and other greenhouse gas emissions by introducing new low carbon alternatives and technologies. Much of the UK's decarbonisation strategy is based on switching carbon energy vectors (e.g. petrol/diesel for transport, and natural gas and oil for heating) to electricity and powering them with renewable generation.

**Decentralisation** – this reflects the extent to which generation is sited closer to demand consumption (or is even undertaken by consumers themselves) via the use of smaller-scale technologies such as solar PV and local energy storage. A less decentralised system would be characterised by fewer, larger-scale generators sited further from where the electricity is ultimately consumed (demand); a more decentralised system would be characterised by more smaller-scale generators sited closer to demand.

**Distribution Future Energy Scenarios (DFES)** – detailed forecasts we publish annually for our two distribution networks. We work with an external party to determine and produce them. They cover a range of demand and generation metrics (e.g. EVs, heat pumps, different generation technologies) out to 2050.

[https://www.spenergynetworks.co.uk/pages/distribution\\_future\\_energy\\_scenarios.aspx](https://www.spenergynetworks.co.uk/pages/distribution_future_energy_scenarios.aspx)

**Distributed Generation (DG)** – generation connected to the distribution network, as opposed to the transmission network.

**Distribution network** – in England and Wales this consists of overhead lines, underground cables and other network infrastructure that operate at 132kV and below; in Scotland this is the infrastructure that operates at 33kV and below. Nearly all demand in GB is connected to the distribution network; only very large demand users (e.g. the rail network) are connected to the transmission network. Nearly all medium-scale and smaller scale generation in GB is connected to the distribution network; typically only large fossil fuel power stations, offshore generation, and large onshore generation are connected to the transmission network.

**Extra high voltage (EHV)** – all distribution voltages greater than 22kV.

**Flexibility** – the ability of a consumer or generator to change their operation (i.e. their generation/consumption levels) in response to an external signal. With the push towards the electrification of heat and transport, being able to flexibly utilise demand and generation will help minimise the amount of additional network capacity required, balance the system, and provide system stability – these can all help reduce customer electricity bills.

**Grid Supply Point (GSP)** – the interface substations between the transmission and distribution network.

**GW** – equal to 1,000 MW.

**High voltage (HV)** – all voltages above 1kV up to and including 22kV.

**Low carbon technologies (LCTs)** – means the range of customer technologies that are needed to deliver decarbonisation. For example, EVs, heat pumps, storage, and renewable generation.

**Low voltage (LV)** – all voltages up to and including 1kV.

**MVAr** – mega volt amps (reactive) is a unit of reactive power. It can be useful to help manage network voltage levels. It can describe both the amount of reactive power that a user is importing (e.g. “this generator is importing 1MVAr of reactive power”), and the amount of reactive power that a user is exporting (e.g. “this generator is exporting 1MVAr of reactive power”).

**MW** – megawatt is a unit of power (not energy). It can describe both the amount of power that a demand user is consuming (e.g. “this town’s peak demand has increased by 3MW due to an increase in EVs and heat pumps”), and the amount of power that a generator is producing (e.g. “3MW of solar PV generation has been installed in this area”).

**Minimum demand** – the point in the year, typically during the summer months, when our distribution network as a whole sees the lowest demand. It is an important study condition (along with **peak demand**) as a network with low demand can experience voltage control issues.

**National Electricity System Operator (NESO)** – the company responsible for operating the GB transmission network, as well as coordinating planning activities across the energy industry. Their two main operational functions are: balancing the total demand and generation on the system to maintain system frequency at 50Hz, and ensuring transmission power flows remain within transmission network capability and statutory limits. **Net Zero** – means the legislated target of reducing greenhouse gas emissions to net zero. For the UK, there are three Net Zero targets:

- i. The UK Government has introduced the Climate Change Act 2008 (2050 Target Amendment) Order 2019. This legislation introduces a legally binding target for the UK to have net zero greenhouse gas emissions by 2050. The legislation is available at: <http://www.legislation.gov.uk/ukpga/2008/27/contents>
- ii. The Scottish Government has introduced the Scottish Climate Change (Emissions Reduction Targets) Act 2019. This legislation introduces a legally binding target for Scotland to have net zero greenhouse gas emissions by 2045. The legislation is available at: <http://www.legislation.gov.uk/asp/2019/15/contents/enacted>
- iii. The Welsh Government has introduced The Environment (Wales) Act 2016 (Amendment of 2050 Emissions Target) Regulations 2021. This introduces a legally binding target for Wales to have net zero greenhouse gas emissions by 2050. The legislation is available at: <https://www.legislation.gov.uk/anaw/2016/3/contents>

**Open Networks** – this is a pan-industry project involving transmission and distribution network companies, the ESO, the Department for Business, Energy, and Industrial Strategy (BEIS), Ofgem, and other stakeholders. It has done much work developing DSO models, the customer experience, whole electricity system planning and distribution to transmission data exchange, and flexibility services.

**Peak demand** – the point in the year, typically during the winter months, when our distribution network as a whole sees the highest demand. It is an important study condition (along with **minimum demand**) as it places the greatest need on network capacity – our network must be able to accommodate peak demand.

**Primary substation** – see ‘Substation’.

**RIIO-ED2** – means the distribution network price control period which runs from 1st April 2023 to 31st March 2028. Before this period starts, we will agree with Ofgem the outputs we will deliver during this period, and the funding, incentives, and penalties for delivering those outputs.

**Services (aka DER services or flexibility services)** – DER can change its import/export position in a controlled manner in response to a signal. This capability can be utilised for the benefit of the network or wider system (e.g. a DER reducing their import to reduce the overall level of demand the network must supply). Where we utilise this capability, the DER is providing us with a ‘service’. See also ‘Flexibility’ and ‘Distribution energy resources’.

**SP Transmission (SPT)** – the Transmission Network Owner for Central and Southern Scotland, that owns the transmission network at 132kV, 275kV and 400kV.

**SP Distribution (SPD)** – the Distribution network Operator for Central and Southern Scotland, that owns the distribution network at 33kV, 11kV and LV up to customers’ meters.

**SP Manweb (SPM)** – the Distribution Network Operator for Merseyside, Cheshire, North Shropshire, and North Wales, that owns the distribution network at 132kV, 33kV, 11kV and LV up to customers’ meters.

**Substation** – a building or outdoor compound which contains one or more transformers and switchgear protection. The primary purpose of a substation is to change the network power flow from one voltage level to another. In a primary substation the highest voltage is EHV (primary substations are typically 33kV/11kV); in a secondary substation the highest voltage is HV (secondary substations are typically 11kV/LV).

**Transmission Network** – the high voltage electricity network used for the bulk transfer of electrical energy across large distances. The transmission network takes electricity from large generators (e.g. coal, gas, nuclear and offshore wind) to supply large industrial customers and the distribution network.