



Open Data Monthly Report

March 2025



Highlights & Useful Links

March Highlights

- In March, our Open Data Portal welcomed **146 new registered** users, saw a total of **80,000 API calls** and **approx. 4,000 data downloads**.
- We received **16 bespoke Open Data Requests** with **13 successfully completed** in an average resolution time of 7 days.
- **Our GIS Shapefiles** remain our most requested dataset, followed by **Network Assets** and **Network Outages Data**.
- **We published four new datasets on our Open Data Portal:**
 - *Aggregated Smart Meter Data Phase 2.*
 - *LV Monitoring Data.*
 - *Smart Meter Penetration Data.*
 - *Enhanced Flexibility Data.*
- In March, we published our **Open Data Roadmap**, outlining our plans for 2025 for new data sets we will publish, enhancements to our Portal we will deliver and interactive stakeholder events we will host.

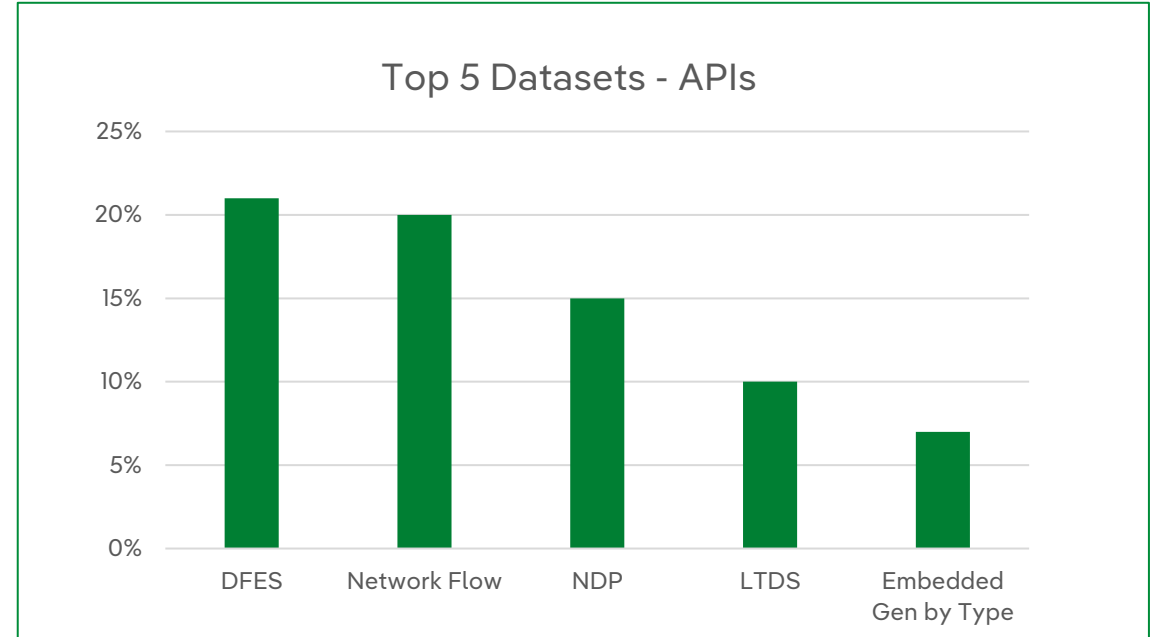
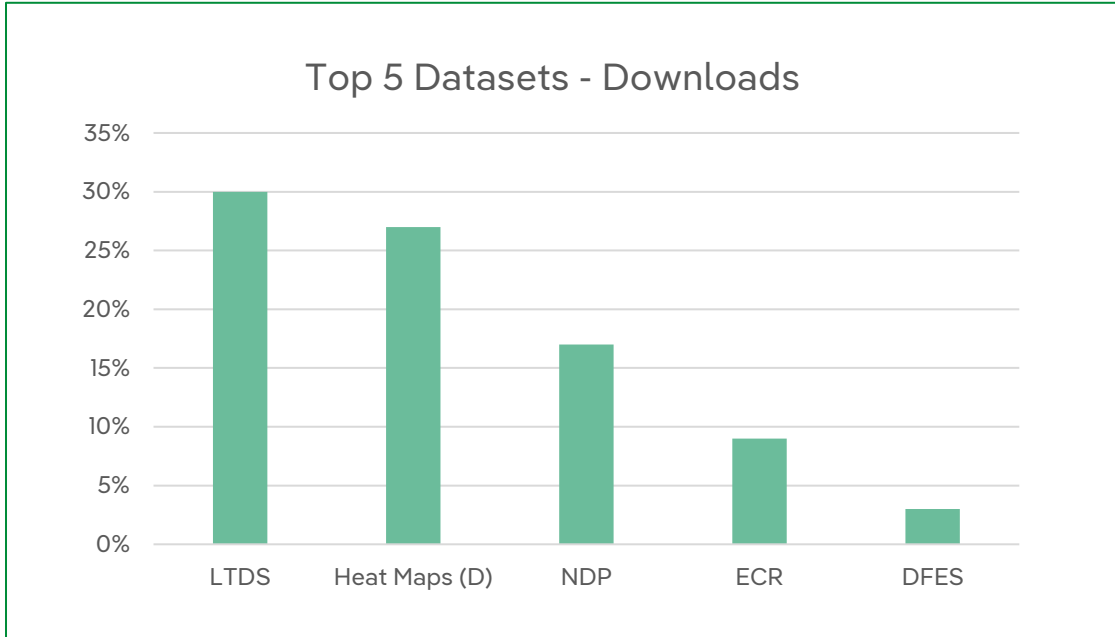
Planned Developments

- Publication of Methodologies and Data Quality Assessments (Q2).
- Launch of our feature page for our Network Development Plan (Q2).
- Publication of the next in the series of videos outlining how to get the most from some of our most used datasets, and an overview of our Data Quality Assessments. (Q2).
- **Publication of new datasets:**
 - *Live Outage Data (Q2)*
 - *Connections Data (Q2).*
 - *Faults Data (Q3)*
- Launch of our Flexibility Activity Dashboard (Q2).

Useful Links

- **Mailbox:** opendata@spenergynetworks.co.uk
- **Open Data Portal:** [Home – SPENOpenDataPortal](#)
- **Video:** [Data & Information Sharing - SP Energy Networks](#)
- **Data Request Form:** [Data Request Form](#)
- **General Open Data Portal Feedback:** [Feedback](#)
- **Data Triage Documentation:** [Risk Assessments](#)

Open Data Portal – 12 Month Trends



Total Registered Users

2,380

Prior Month - 2,234

Dataset APIs

673k

Prior Month - 627k

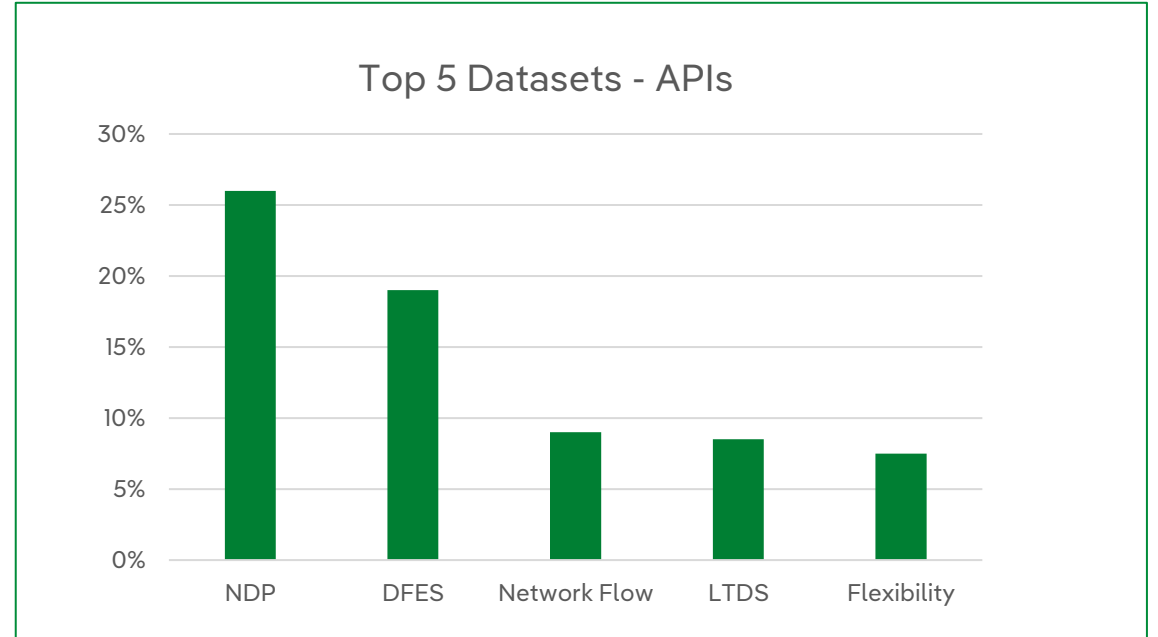
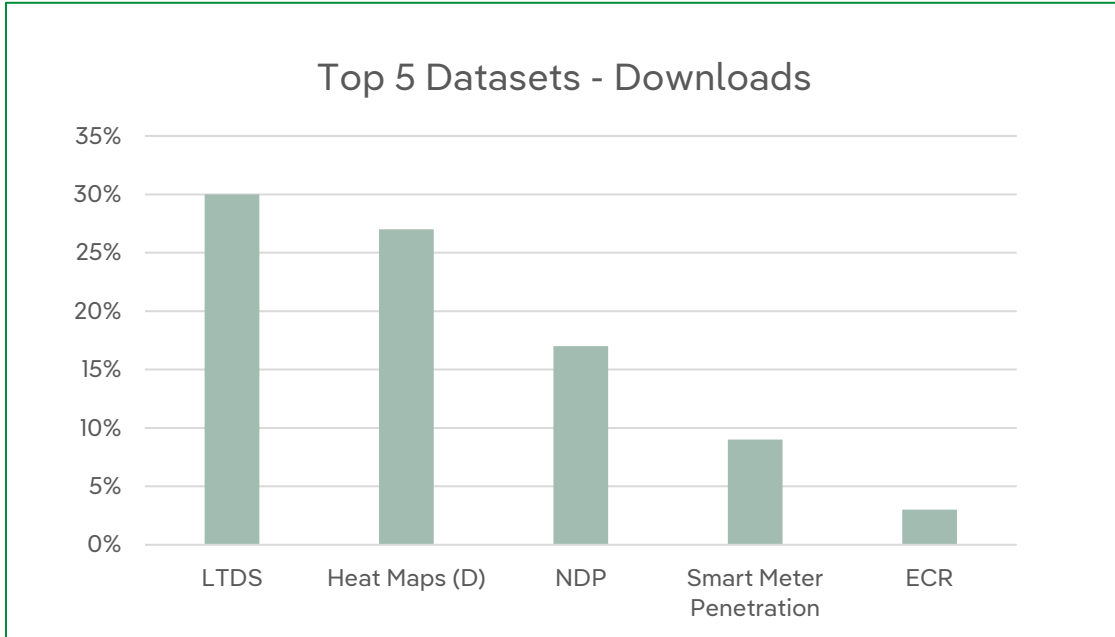
Downloads

37k

Prior Month - 34k

*All stats based on Opendatasoft provided data.

Open Data Portal – March 2025 Stats



March New Users

+146

Prior Month – 194

March Dataset APIs

80k

Prior Month – 86k

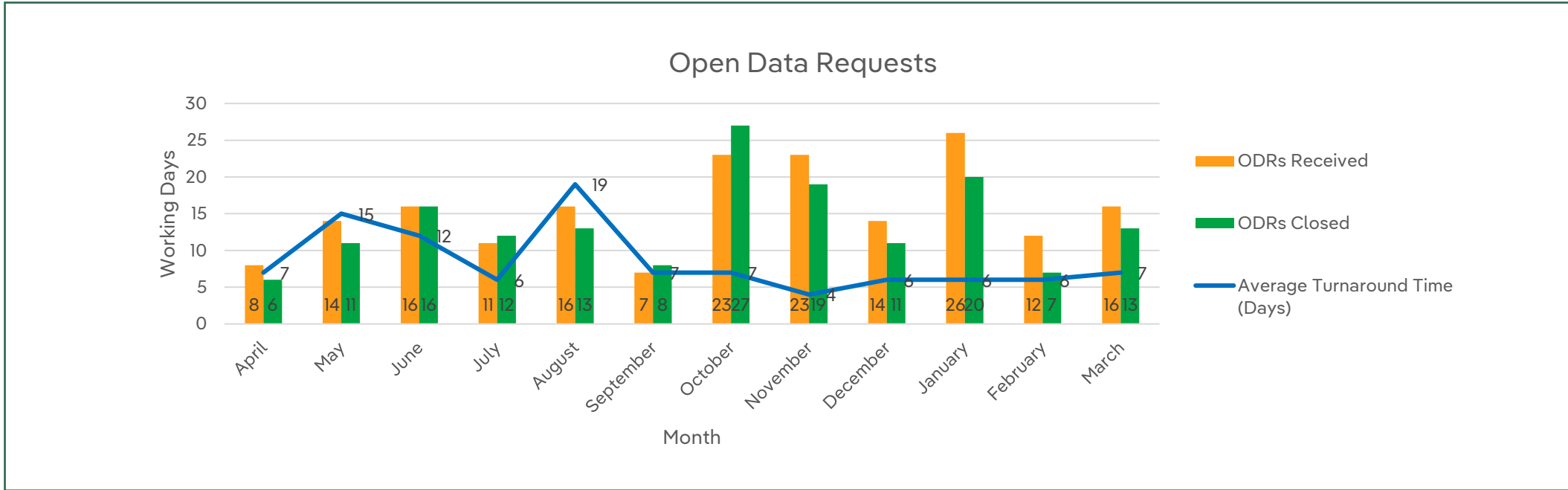
March Downloads

4.1k

Prior Month – 6.7k

*All stats based on Opendatasoft provided data.

Open Data Requests – Stats and Trends



March Data Requests

16

March Turnaround Time (Days)

7

Average Monthly Data Requests

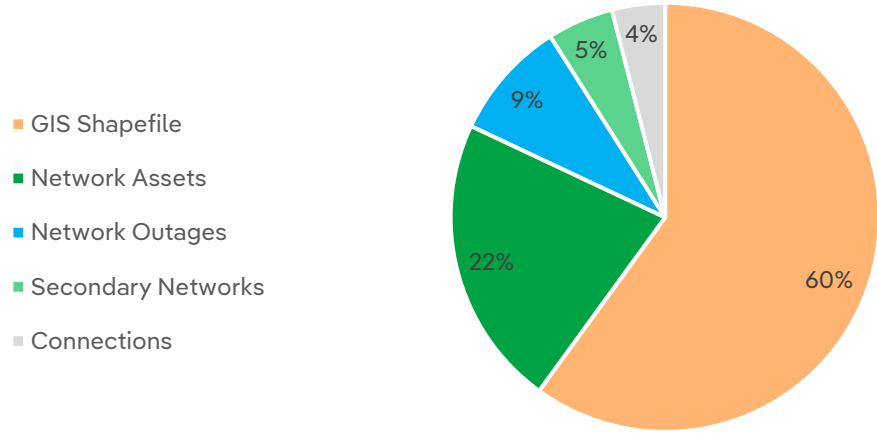
16

Average Turnaround Time (Days)

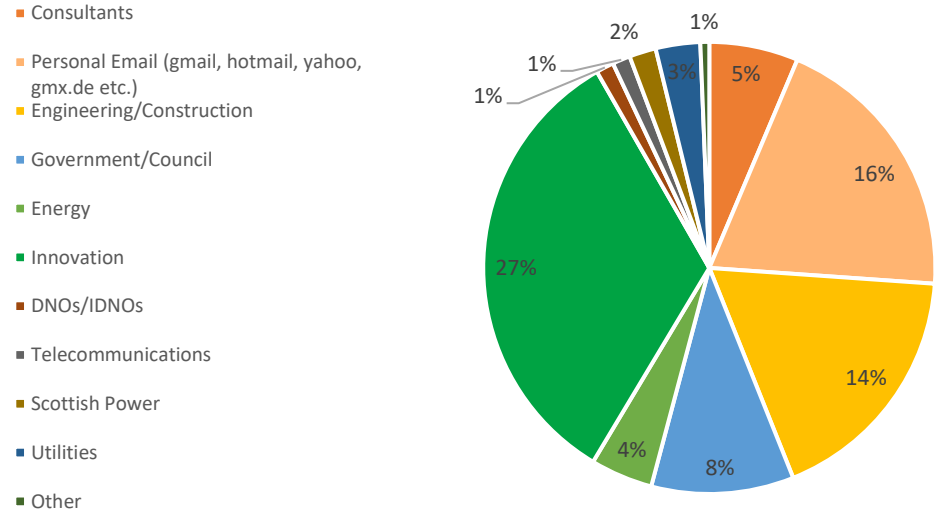
10

Open Data Stats - Insights

Requests Categorisation



ODS Users (March Registrations)



Overall Data Requests Received

504

Overall Data Requests Concluded

501

Live data requests in progress

3

