



Open Data Monthly Report

June 2025



Highlights & Useful Links

June Highlights

- Our Portal welcomed **128 new registered users**, recorded **101,000 API calls**, and enabled **5,000 data downloads** this month.
- Our Team received **14 individual requests, successfully completing 10 within an average of 3 days** – well ahead of our average of 8-days.
- **GIS Shapefiles** continue to be our most requested dataset, followed by data on **network assets, network outages, and network capacity**.
- In June, we hosted the first of our planned webinars for the year – **Hands On with Our Data** – demonstrating how to get the most from our Long-Term Development Statement and Network Flow datasets.
- **In line with our 2025 Data Roadmap**, we added new datasets to our Portal, including **Live Outage Data, Flexibility Dispatch Data, Flexibility Market Research, and Connections by Market Segment**.
- We launched a new feature page on our **Network Development Plan**, an interactive tool to help you explore this data in new ways.

Planned Developments

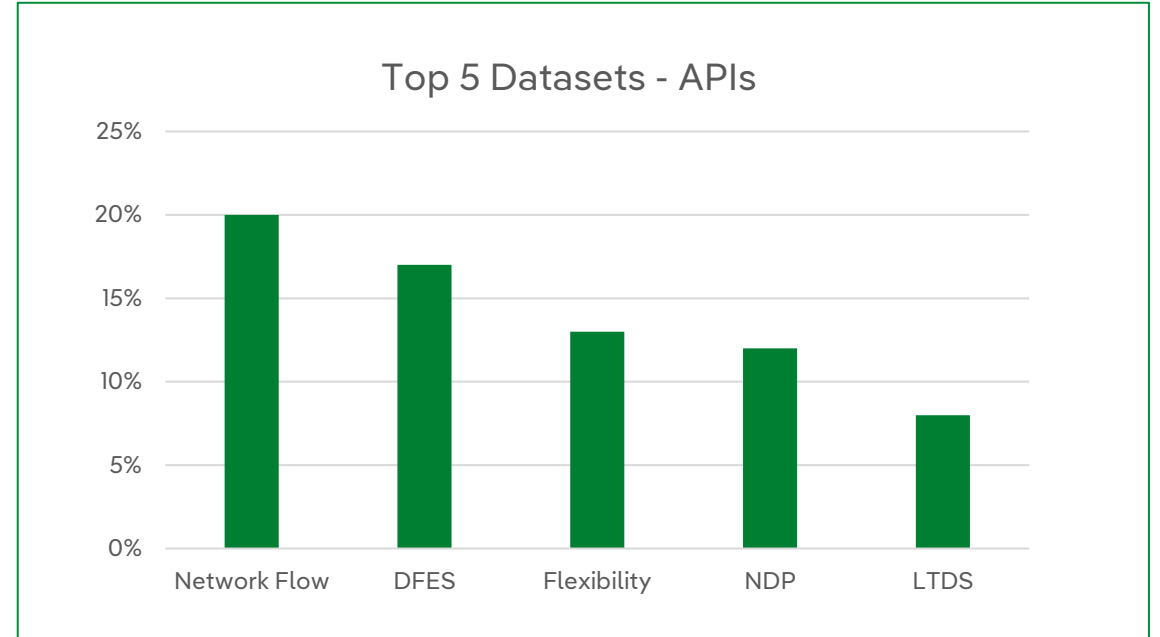
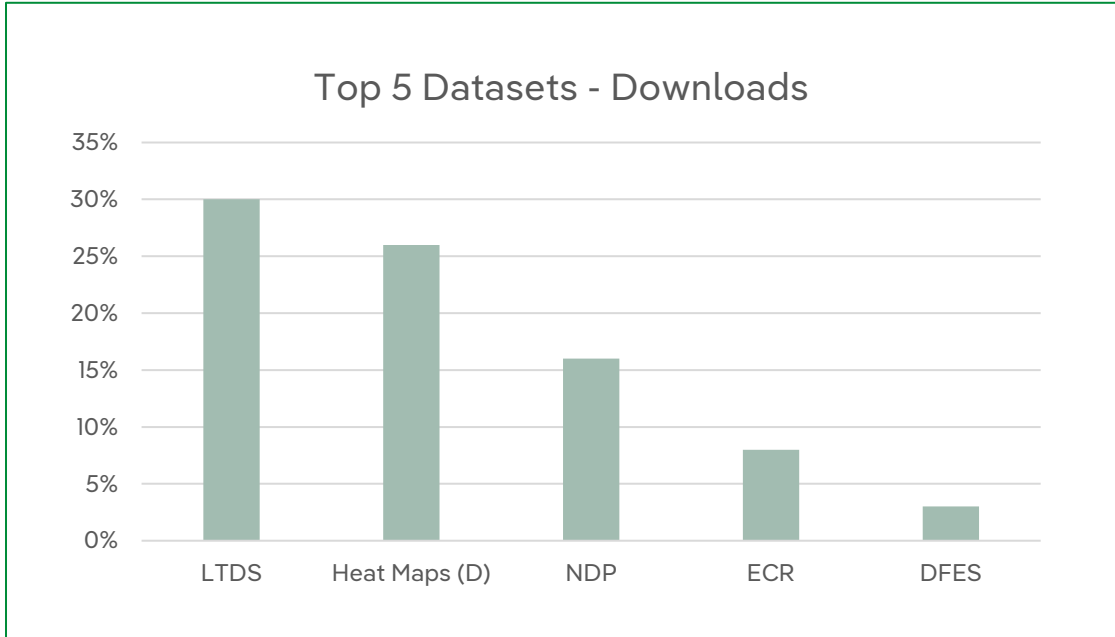
- Launch of our Flexibility Activity Dashboard (Q3).
- Publication of the next in our series of videos, focussing on Data Quality and the outputs of our Stakeholder Survey (Q3).
- Q3 Planned Dataset Publication:
 - Distribution Network Options Assessment (DNOA)
 - Faults Data
 - Improved Network Flow data, including boundaries
 - SPT Heatmap enhancements (Future looking).
- Publication of our ‘How to Guides’ (Q3).
- Go Live of the Recite Me toolbar on our Open Data Portal (Q4).

Full details of planned events and developments can be found on our 2025 Roadmap, available via our Open Data Portal.

Useful Links

- **Mailbox:** opendata@spenergynetworks.co.uk
- **Open Data Portal:** [Home – SPENOpenDataPortal](#)
- **Data Request Form:** [Data Request Form](#)
- **General Open Data Portal Feedback:** [Feedback](#)
- **Data Triage Documentation:** [Risk Assessments & Methodologies](#)
- **Data Quality:** [Data Quality](#)

Open Data Portal – 12 Month Trends



Total Registered Users

2782

Prior Month - 2,654

Dataset APIs

902k

Prior Month - 823k

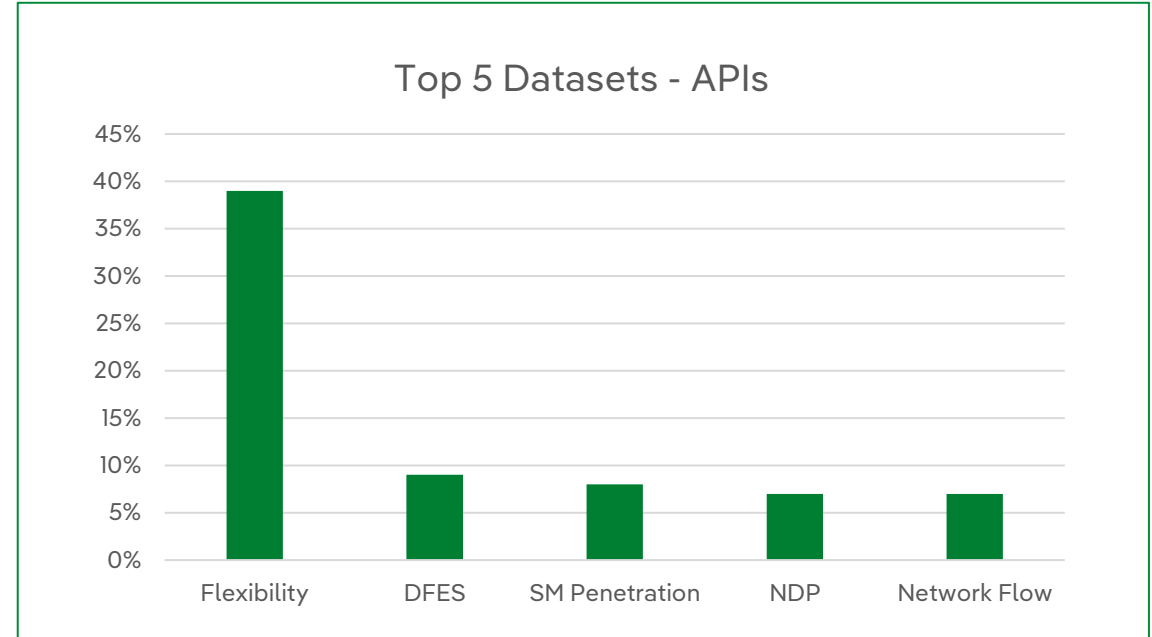
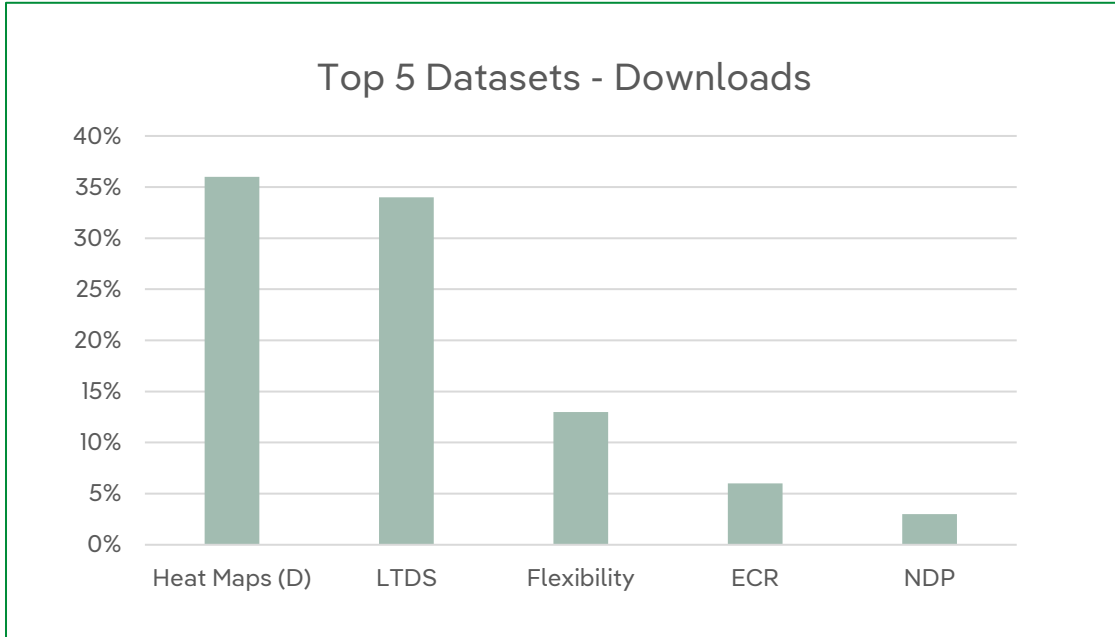
Downloads

44.5k

Prior Month - 41k

*All stats based on Opendatasoft provided data.

Open Data Portal - June 2025 Stats



June New Users

+128

Prior Month - 134

June Dataset APIs

101k

Prior Month - 115k

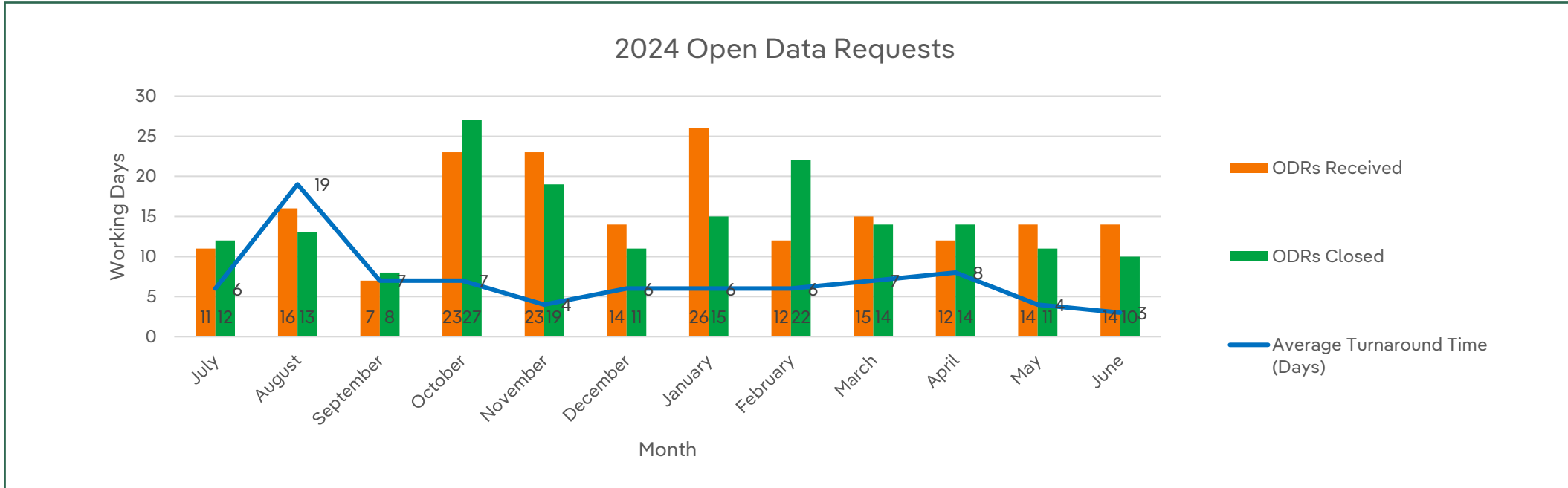
June Downloads

5.1k

Prior Month - 2.7k

*All stats based on Opendatasoft provided data.

Open Data Requests – Stats and Trends



June Data Requests

14

June Turnaround Time (Days)

3

Average Monthly Data Requests

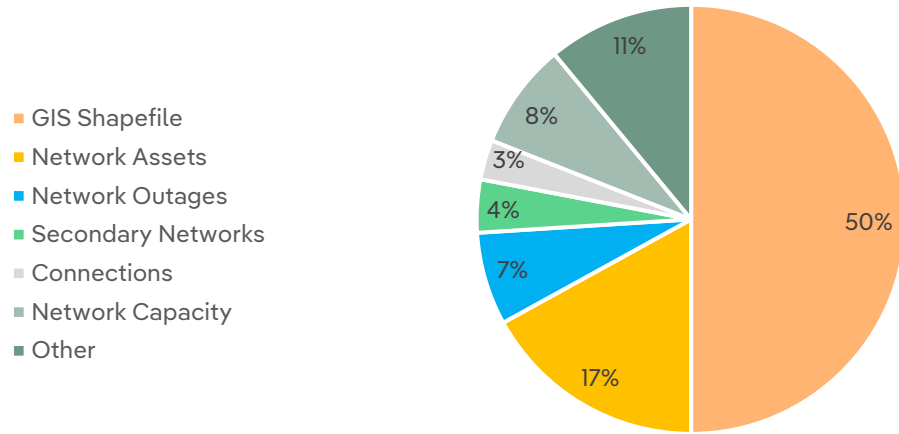
16

Average Turnaround Time (Days)

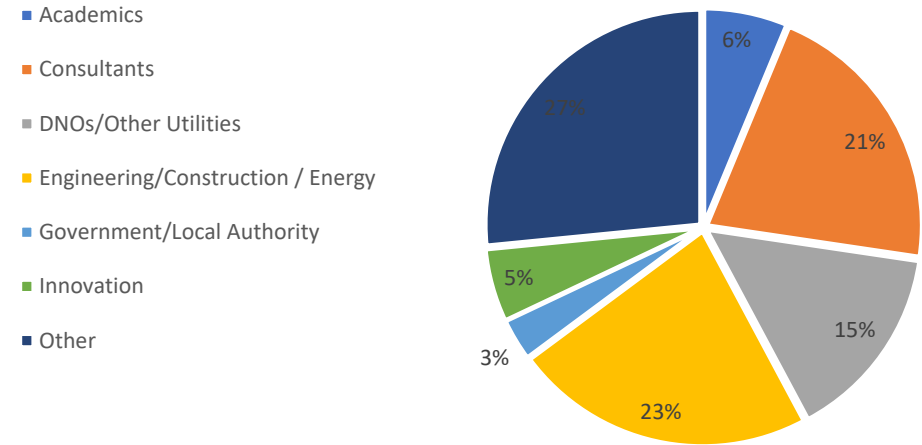
7

Open Data Stats - Insights

Requests Categorisation



Portal Registrations - June



Cumulative Data Requests Received

532

Cumulative Data Requests Concluded

528

Live data requests in progress

4

