



Open Data Monthly Report

April 2025



Highlights & Useful Links

April Highlights

- In April, our Open Data Portal welcomed **137 new registered** users, saw a total of **81,000 API calls** and **3,000 data downloads**.
- We received **12 individual Data Requests** with **10 successfully completed** in an average resolution time of 8 days.
- **Our GIS Shapefiles** remain our most requested dataset, followed by information on our **Network assets**, and **Network Outages**.
- **We published the first of our data methodologies**, supporting our commitment to transparency in what we do.
- **We published the results of our Data Quality Assessments for each of our data sets** – which measure our datasets against the dimensions of validity, completeness and uniqueness.
- **You can find out all about our approach to Data Quality on our new dedicated webpage** - [Data Quality](#).

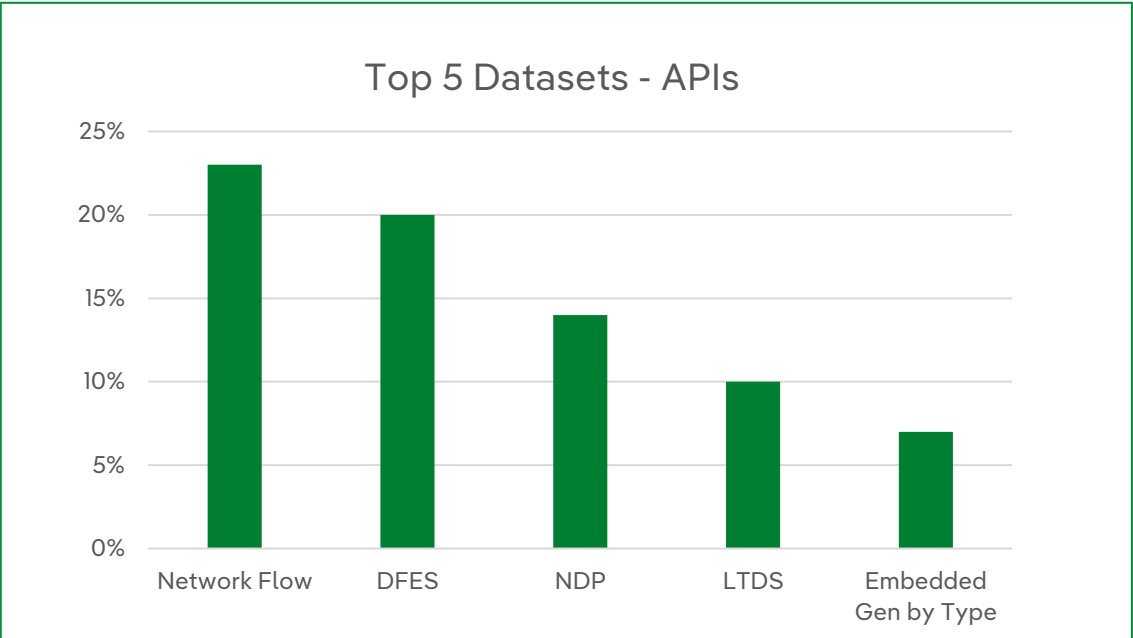
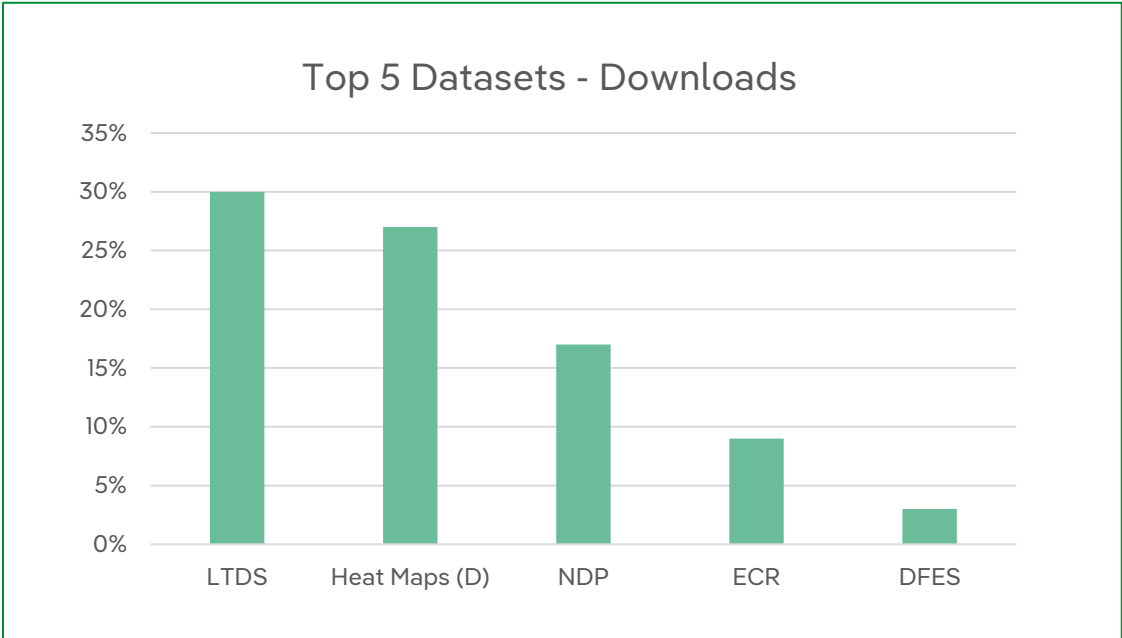
Planned Developments

- Launch of our Network Development Plan feature page (Q2).
- Release of future support & information videos, outlining how we are responding to your feedback and offering an overview of core datasets (Q2).
- Ongoing data methodologies publications.
- **Planned publication of new datasets:**
 - *Live Outage Data (Q2)*
 - *Connections Data (Q2)*
 - *Faults Data (Q3)*
- **Launch of our Flexibility Activity Dashboard (Q2).**

Useful Links

- **Mailbox:** opendata@spenergynetworks.co.uk
- **Open Data Portal:** [Home – SPENOpenDataPortal](#)
- **Data Request Form:** [Data Request Form](#)
- **General Open Data Portal Feedback:** [Feedback](#)
- **Data Triage Documentation:** [Risk Assessments & Methodologies](#)
- **Data Quality:** [Data Quality](#)

Open Data Portal – 12 Month Trends



Total Registered Users

2,517

Prior Month – 2,380

Dataset APIs

738k

Prior Month – 673k

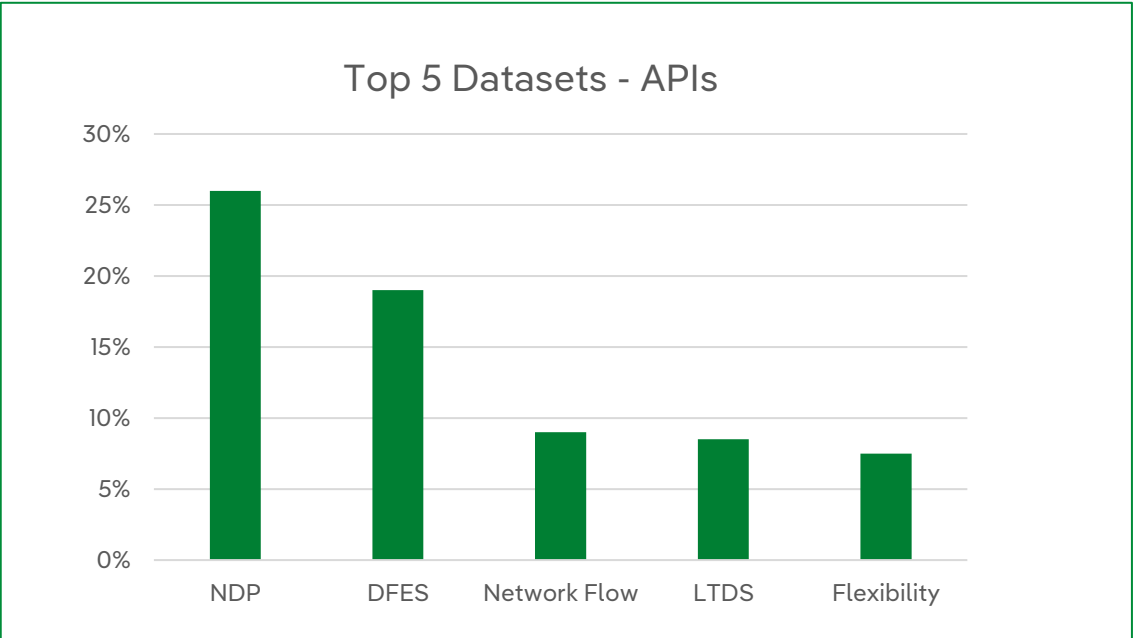
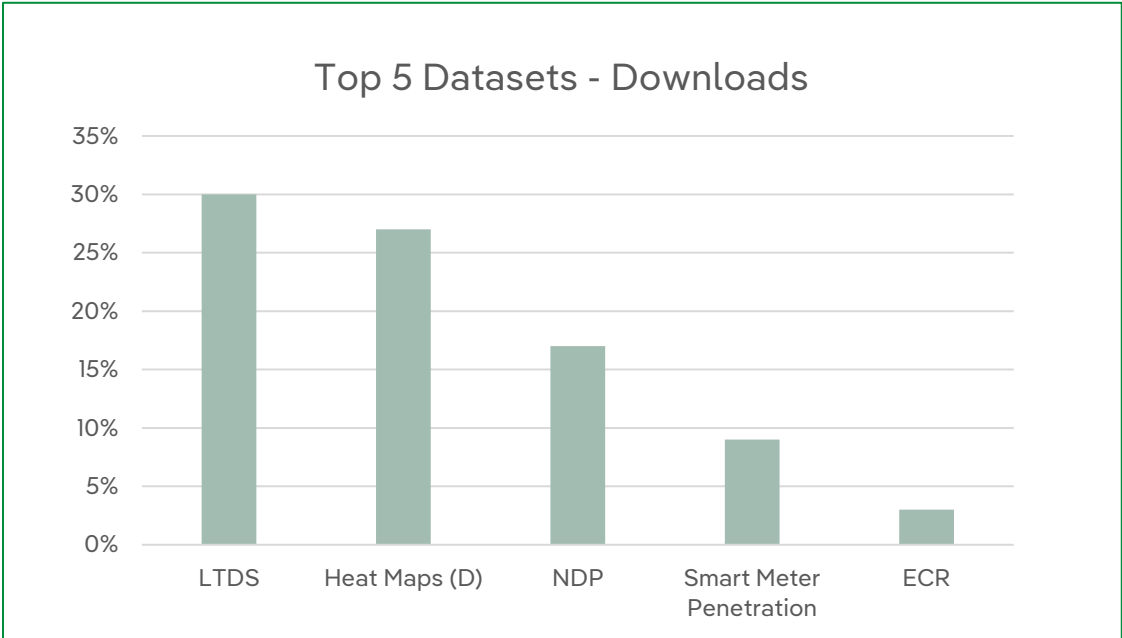
Downloads

40k

Prior Month – 37k

*All stats based on Opendatasoft provided data.

Open Data Portal – April 2025 Stats



April New Users

+137

Prior Month – 146

April Dataset APIs

81k

Prior Month – 80k

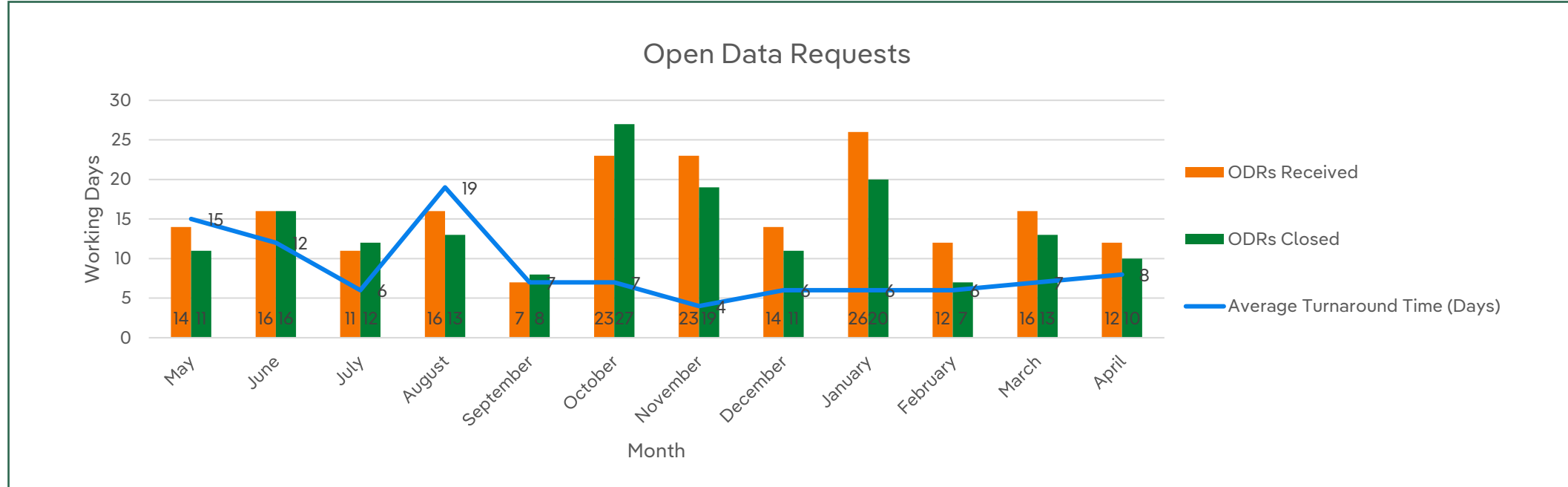
April Downloads

3k

Prior Month – 4.1k

*All stats based on Opendatasoft provided data.

Open Data Requests – Stats and Trends



April Data Requests

12

April Turnaround Time (Days)

8

Average Monthly Data Requests

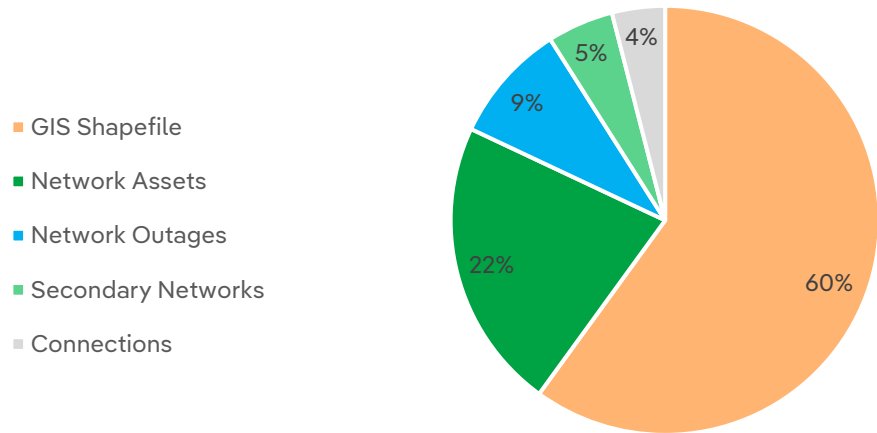
16

Average Turnaround Time (Days)

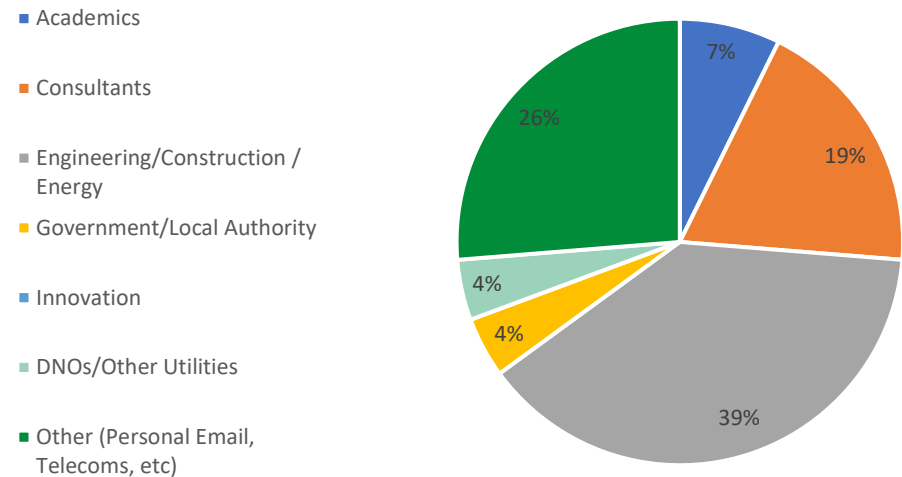
9

Open Data Stats - Insights

Requests Categorisation



ODS Users (April Registrations)



Cumulative Data Requests Received

504

Cumulative Data Requests Concluded

502

Live data requests in progress

2

