



Open Data Monthly Report

August 2025



Highlights & Useful Links

August Highlights

- Our Open Data Portal welcomed **133 new registered users** this month, recorded **69,000 API calls**, and enabled **2,000 data downloads**.
- The Open Data Team received **12 Data Requests, completing 10 within an average of 4 days** — ahead of our 7-day benchmark. The remaining requests are progressing as planned and remain on track to meet our targets.
- **GIS Shapefiles** remain the most frequently requested dataset, followed by **network asset data, network outage data, and network capacity data**.
- We have published all supporting **Risk Assessments** to align with the current suite of datasets available on our Open Data Portal. These assessments outline our risk reviews and provide **transparency on mitigations**, including any redactions applied to published datasets.
- Testing of the **Recite Me toolbar** progressed this month, with **implementation planned for Q4**. Final preparations are underway to support launch, which will **enhance accessibility through features including text-to-speech, translation, and reading aids**.

Planned Developments

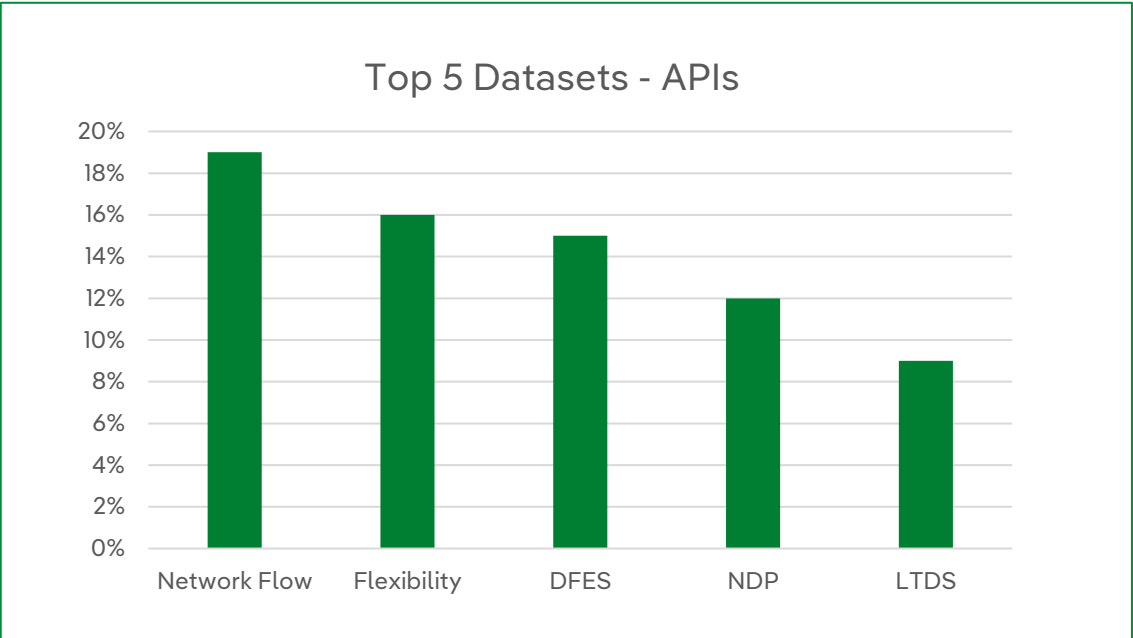
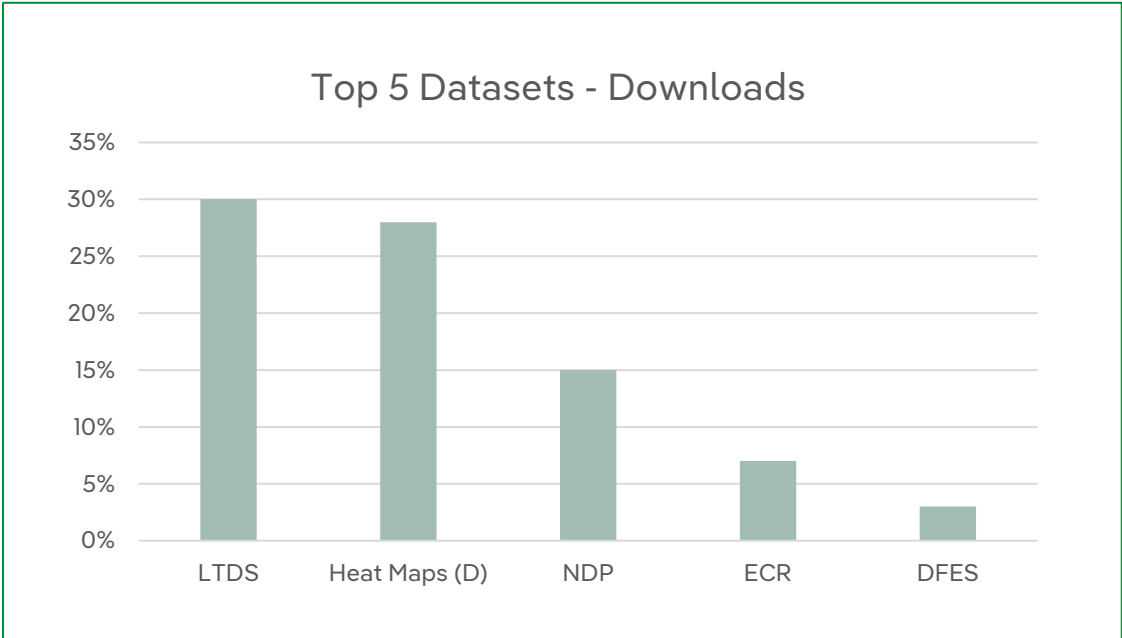
- Launch of our Flexibility Activity Dashboard (Q3).
- Publication of the next in our series of videos, focussing on Data Quality and the outputs of our Stakeholder Survey (Q3).
- Q3 Planned Dataset Publication:
 - Faults Data
 - Improved Network Flow data, including boundaries
 - SPT Heatmap enhancements (Future looking).
- Commence publication of our Open Data Portal 'How to Guides' (Q3).
- Go Live of the Recite Me toolbar on our Open Data Portal (Q4).

Full details of planned events and developments can be found on our 2025 Roadmap, available via our Open Data Portal.

Useful Links

- **Mailbox:** opendata@spenergynetworks.co.uk
- **Open Data Portal:** [Home – SPENOpenDataPortal](#)
- **Data Request Form:** [Data Request Form](#)
- **General Open Data Portal Feedback:** [Feedback](#)
- **Data Triage Documentation:** [Risk Assessments & Methodologies](#)
- **Data Quality:** [Data Quality](#)

Open Data Portal – 12 Month Trends



Total Registered Users

3043

Prior Month – 2,910

Dataset APIs

980k

Prior Month – 956k

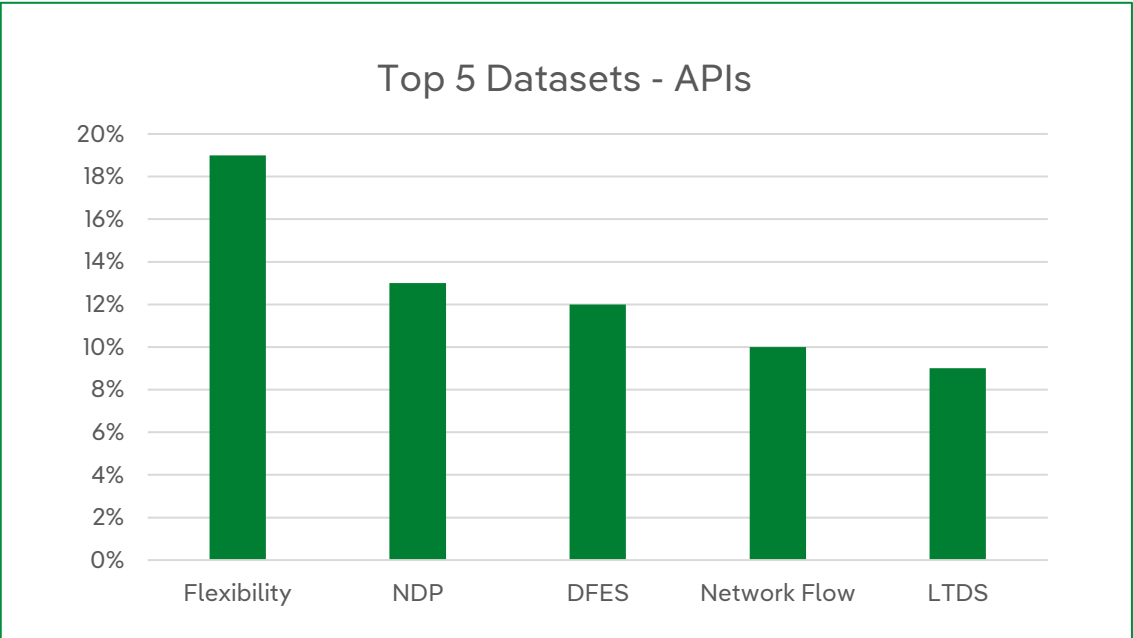
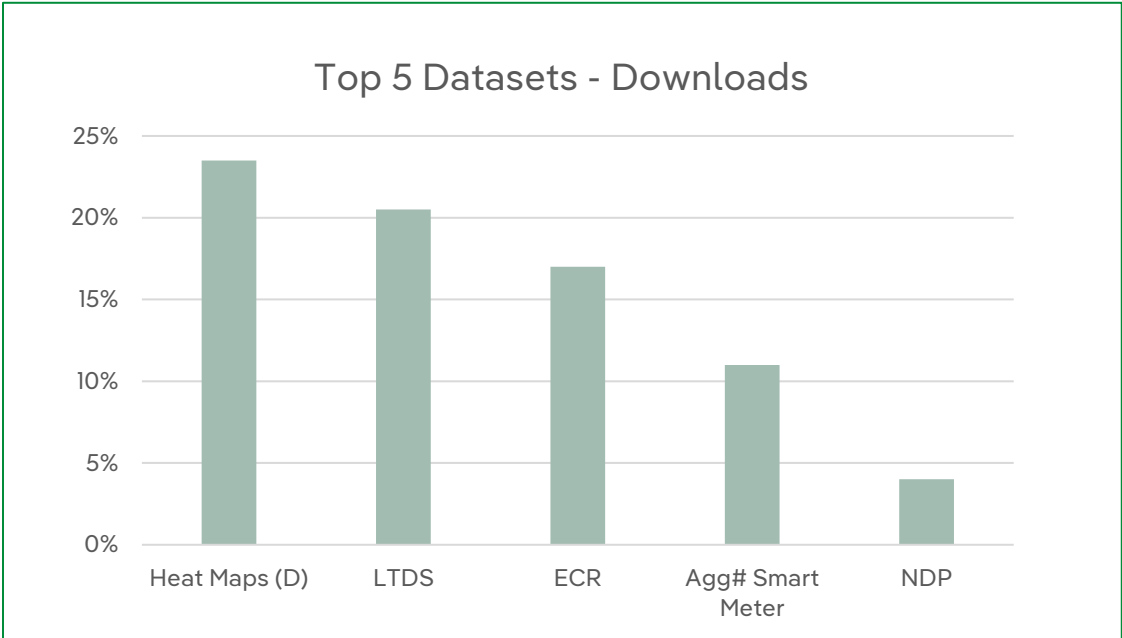
Downloads

47.5k

Prior Month – 47.8k

*All stats based on Opendatasoft provided data.

Open Data Portal – August 2025 Stats



Aug New Users

+133

Prior Month – 128

Aug Dataset APIs

69k

Prior Month – 82.5k

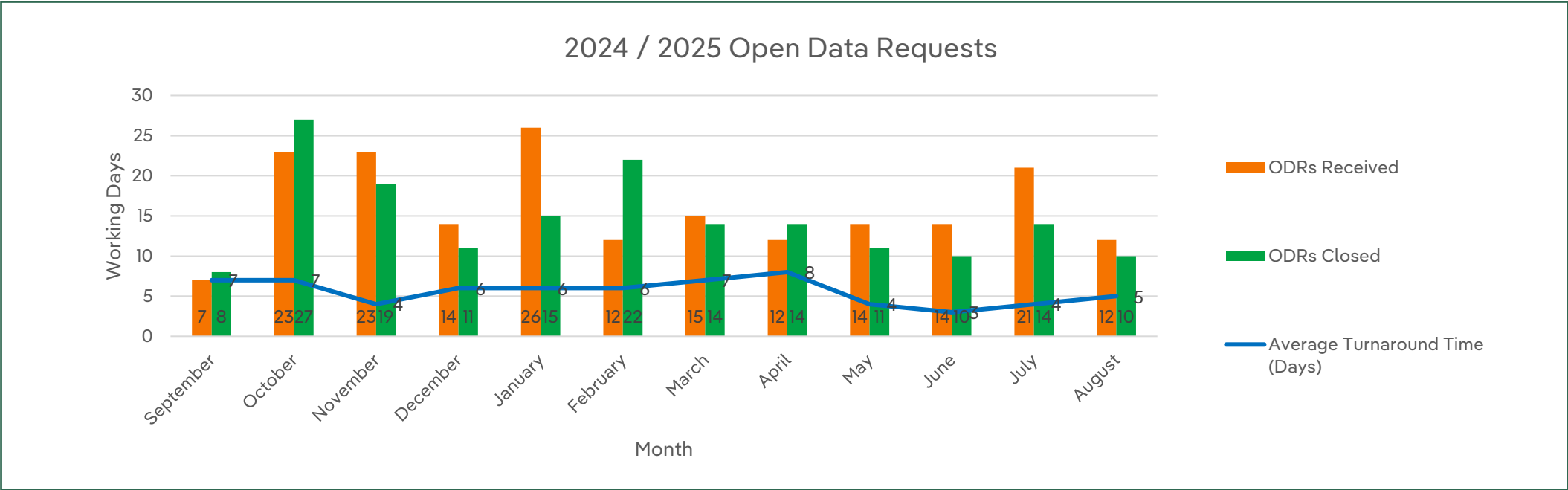
Aug Downloads

2k

Prior Month – 4.3k

*All stats based on Opendatasoft provided data.

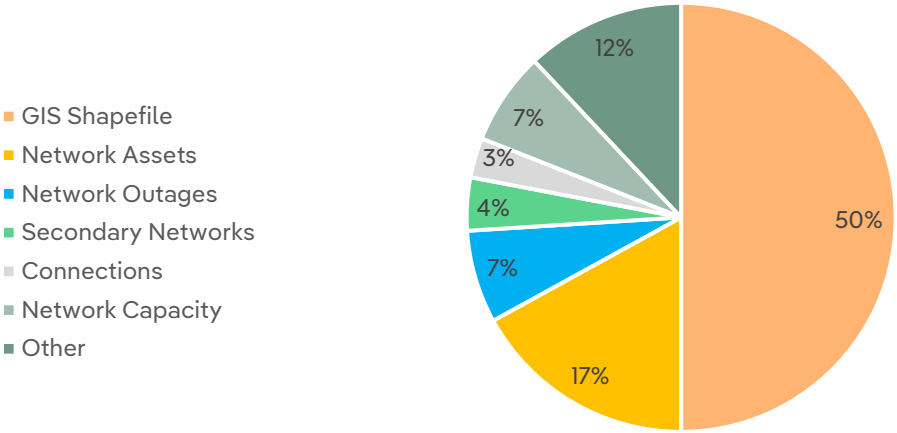
Open Data Requests – Stats and Trends



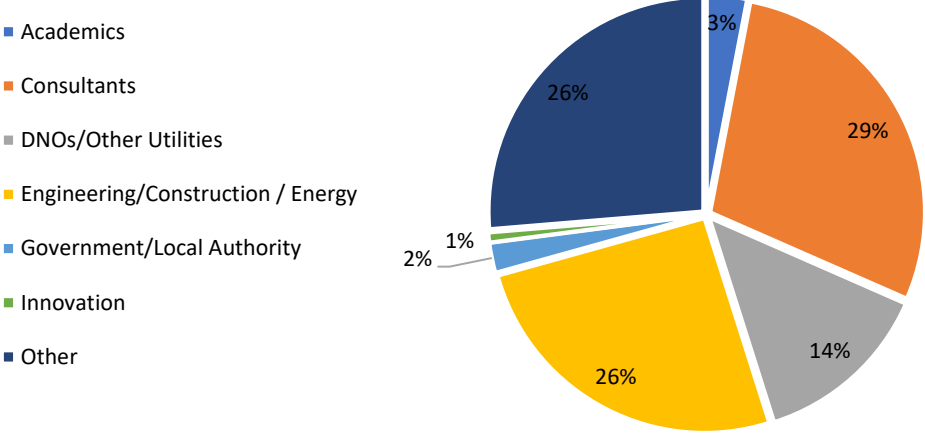
Aug Data Requests	Aug Turnaround Time (Days)	Average Monthly Data Requests	Average Turnaround Time (Days)
12	4	16	6

Open Data Stats - Insights

Requests Categorisation



Portal Registrations - August



Cumulative Data
Requests Received

565

Cumulative Data
Requests Concluded

563

Live data requests
in progress

2

