



Open Data Monthly Report

July 2025



Highlights & Useful Links

July Highlights

- Our Open Data Portal welcomed **128 new registered users**, recorded **82,500 API calls**, and enabled **4,300 data downloads** this month.
- The Open Data Team received **21 individual Data Requests**, **successfully completing 14 within an average of 4 days** — well ahead of our average of 7-days. The remaining data requests are progressing as planned and remain on track to meet our targets.
- **GIS Shapefiles** continue to be our most requested dataset, followed by data on **network assets, network outages, and network capacity**.
- In July, we published our **Distribution Network Options Assessment (DNOA)** dataset, offering a summary of individual scheme decisions, insights into network constraints and how we are managing them, and highlighting the role of flexibility in our proposed solutions.
- We published our latest DSO blog, ***‘Providing easy access to accurate and timely data’***. In this blog you can read about how we have enhanced data access with **cleaner datasets, new tools, and user support**, enabling smarter planning and local decision-making, while continuing to evolve based on stakeholder feedback.

Planned Developments

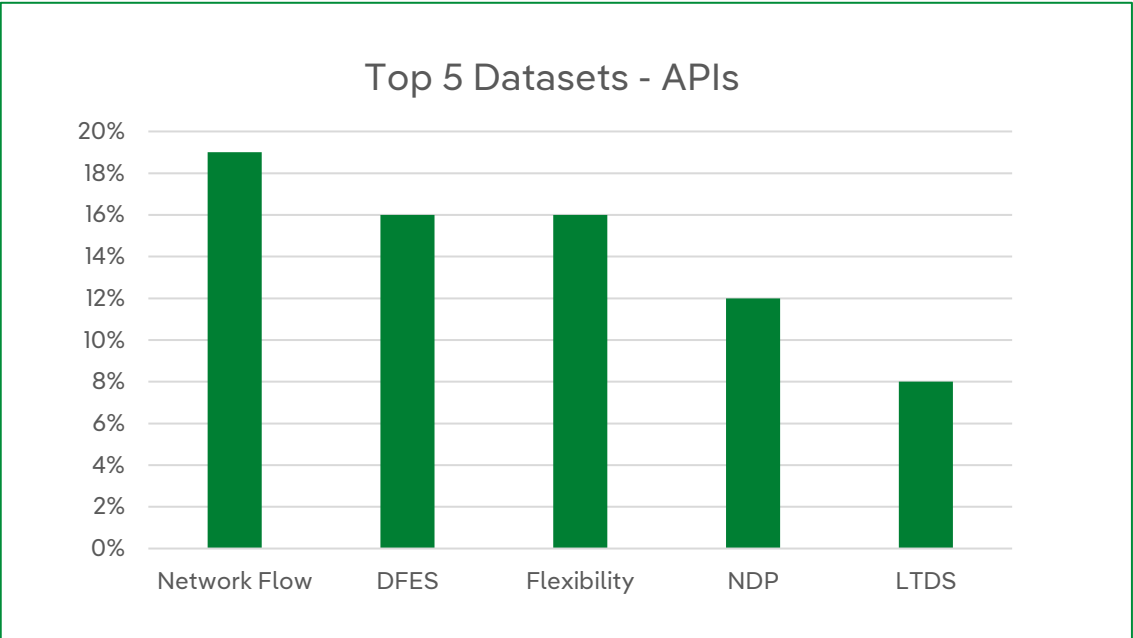
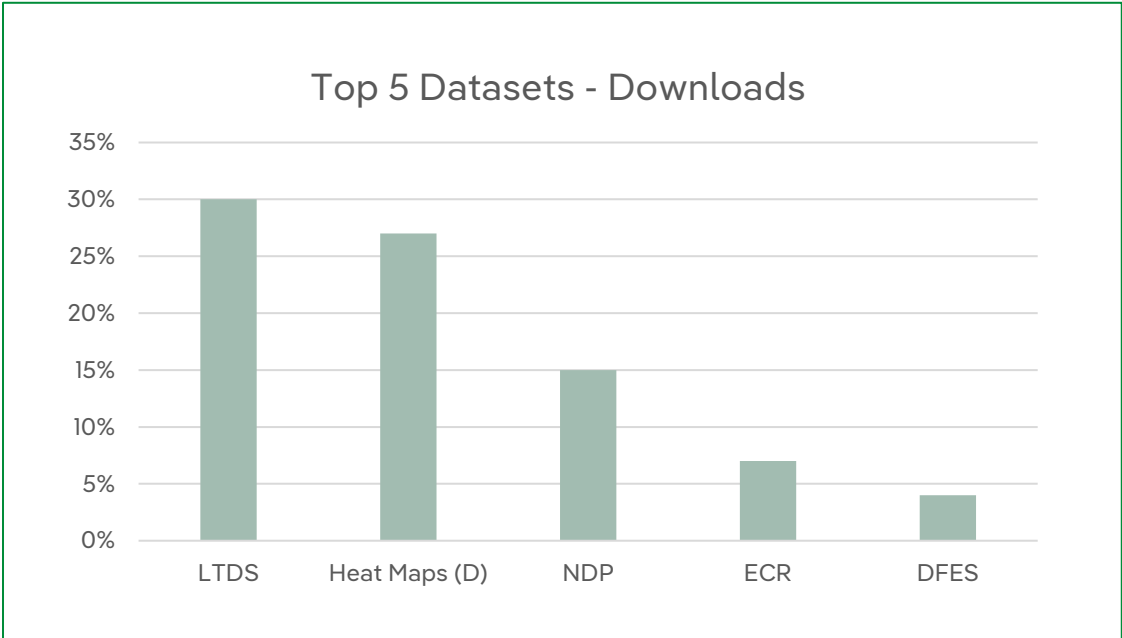
- Launch of our Flexibility Activity Dashboard (Q3).
- Publication of the next in our series of videos, focussing on Data Quality and the outputs of our Stakeholder Survey (Q3).
- Q3 Planned Dataset Publication:
 - Faults Data
 - Improved Network Flow data, including boundaries
 - SPT Heatmap enhancements (Future looking).
- Commence publication of our Open Data Portal ‘How to Guides’ (Q3).
- Go Live of the Recite Me toolbar on our Open Data Portal (Q4).

Full details of planned events and developments can be found on our 2025 Roadmap, available via our Open Data Portal.

Useful Links

- **Mailbox:** opendata@spenergynetworks.co.uk
- **Open Data Portal:** [Home — SPENOpenDataPortal](#)
- **Data Request Form:** [Data Request Form](#)
- **General Open Data Portal Feedback:** [Feedback](#)
- **Data Triage Documentation:** [Risk Assessments & Methodologies](#)
- **Data Quality:** [Data Quality](#)

Open Data Portal – 12 Month Trends



Total Registered Users

2910

Prior Month – 2,782

Dataset APIs

956k

Prior Month – 902k

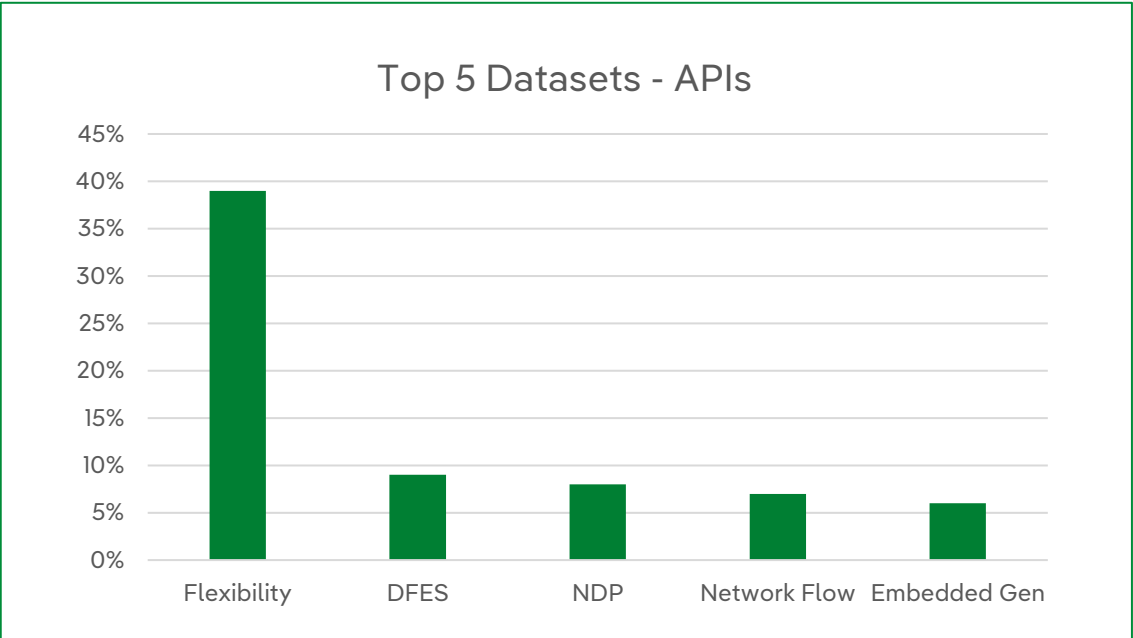
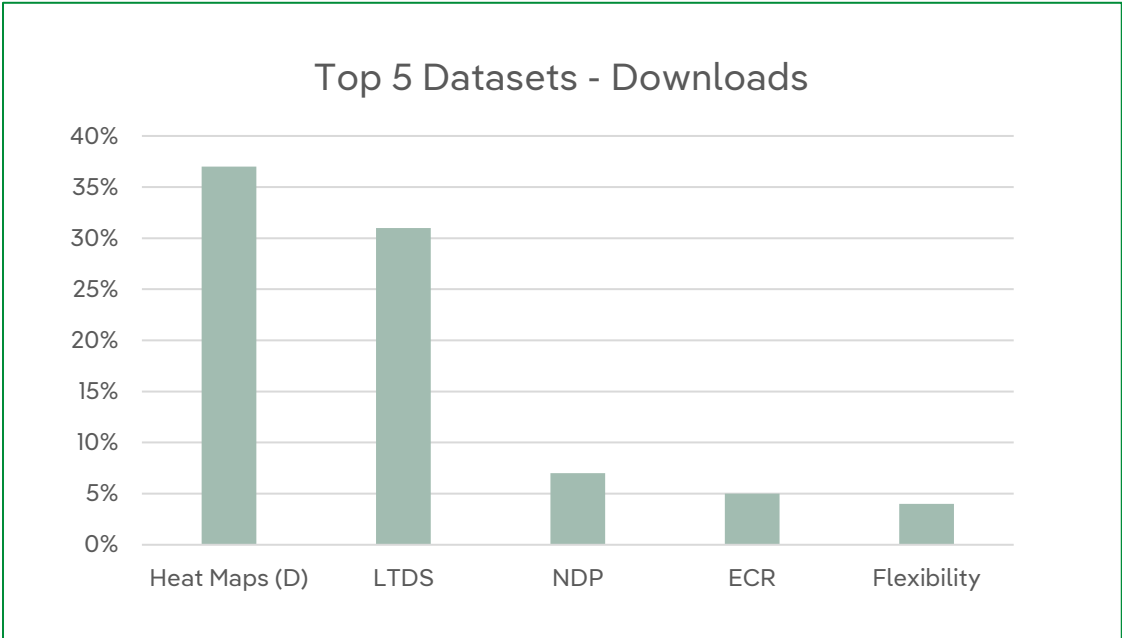
Downloads

47.8k

Prior Month – 44.5k

*All stats based on Opendatasoft provided data.

Open Data Portal – July 2025 Stats



July New Users

+128

Prior Month – 128

July Dataset APIs

82.5k

Prior Month – 101k

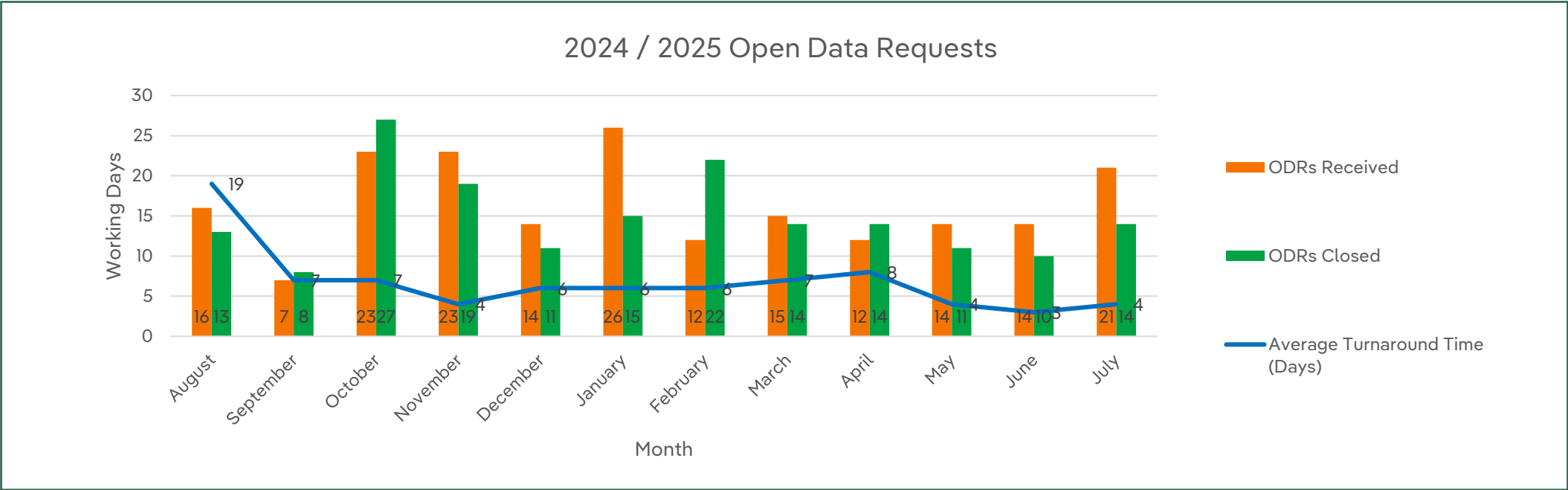
July Downloads

4.3k

Prior Month – 5.1k

*All stats based on Opendatasoft provided data.

Open Data Requests – Stats and Trends



July Data Requests

21

July Turnaround Time (Days)

4

Average Monthly Data Requests

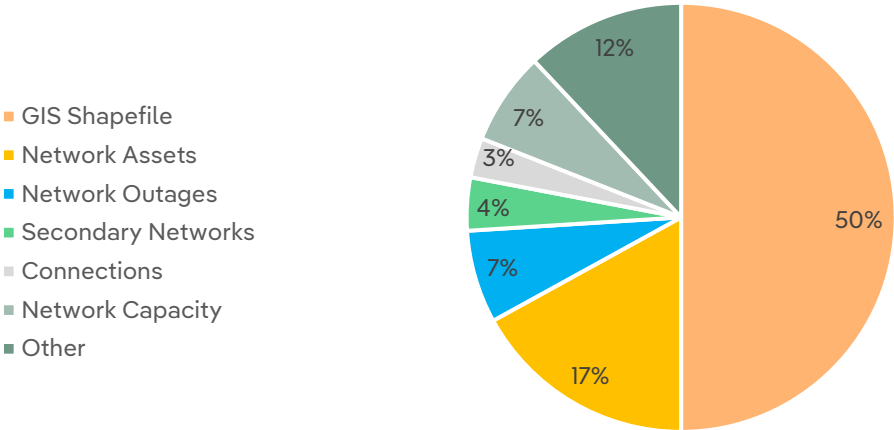
16

Average Turnaround Time (Days)

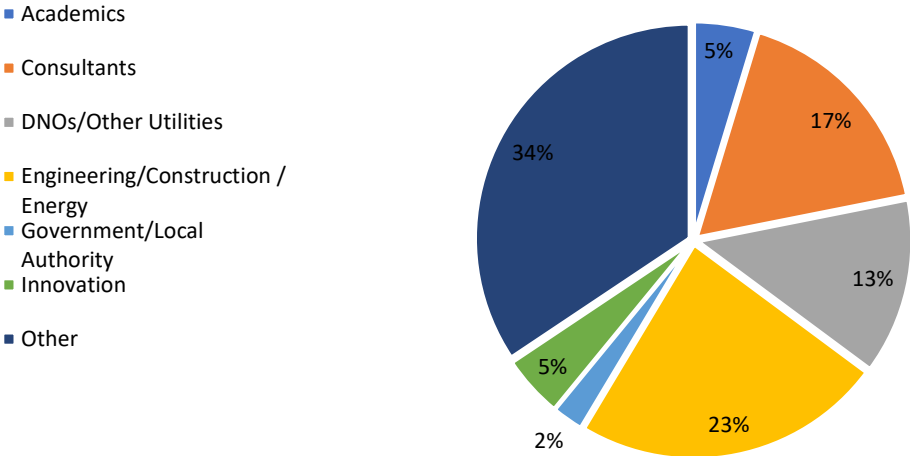
7

Open Data Stats - Insights

Requests Categorisation



Portal Registrations - July



Cumulative Data Requests Received

553

Cumulative Data Requests Concluded

546

Live data requests in progress

7

