



# Open Data Monthly Report

---

October 2025



# Highlights & Useful Links

## October Highlights

- The Open Data Portal welcomed **137 new registered users** this month, recorded **75,000 API calls**, and enabled **3,000 data downloads**.
- We received **19 data requests, completing 13 within an average of 6 days** - ahead of our 7-day benchmark. The remaining requests are progressing as planned and are on track to be completed in our target timelines.
- **GIS Shapefiles** remain the most frequently requested dataset, followed by **network asset data, network outage data, and network capacity data**.
- We've launched the **Recite Me accessibility toolbar** on the Open Data Portal, **enhancing usability for everyone and ensuring no one is excluded from accessing our data and insights**.
- We've created a new feature page on our Open Data Portal to bring our **Distribution Network Options Assessment** datasets to life, giving users richer insights and new ways to explore our network decisions.

## Planned Developments

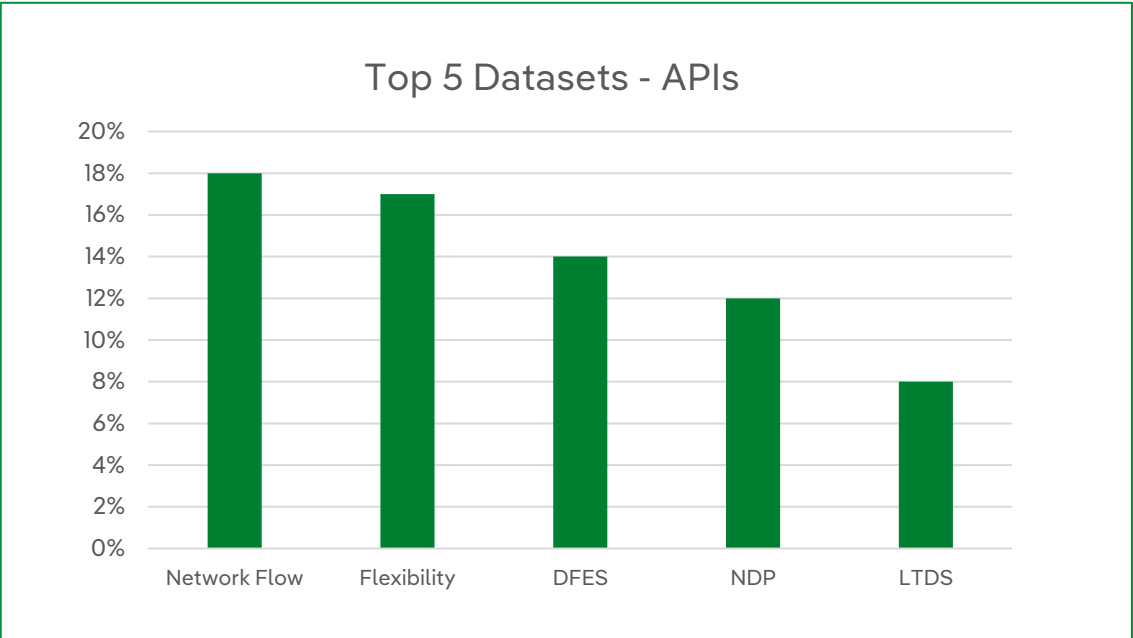
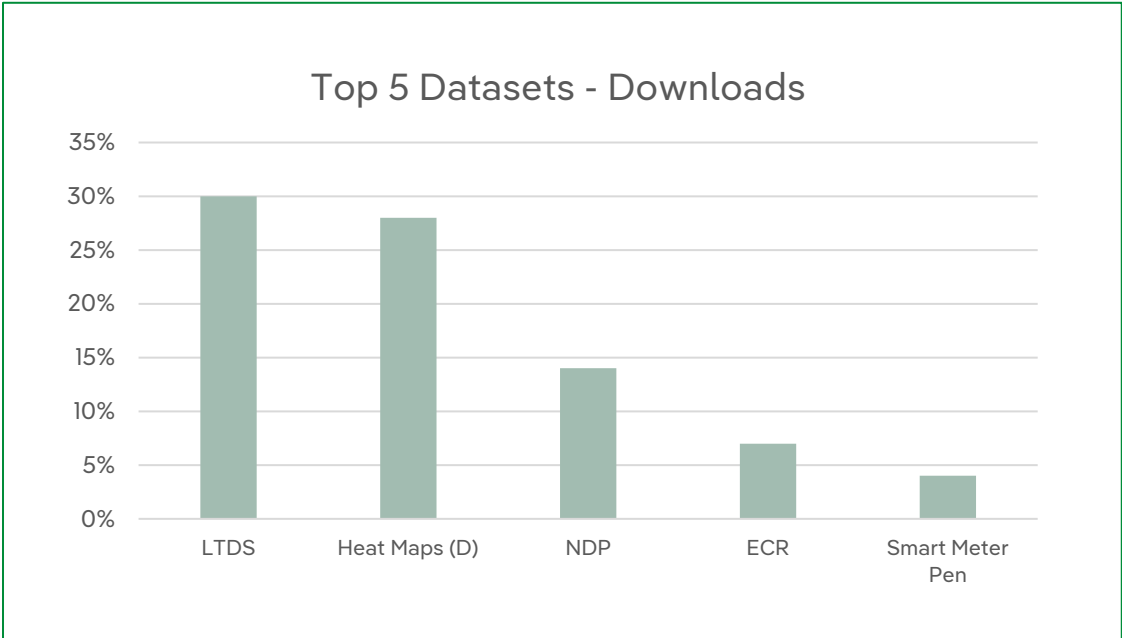
- New interactive dashboard showcasing Secondary Network Visibility (Q4).
- Our annual stakeholder survey, inviting your views and input to help shape future Portal developments and our 2026 Roadmap (Q4).
- Dataset publications for Q4 include:
  - Historic Feeder data
  - Capacity Management System data
  - Non-firm connection insights data

**Full details of upcoming events and future developments can be found on our 2025 Roadmap, available via the Open Data Portal.**

## Useful Links

- **Mailbox:** [opendata@spenergynetworks.co.uk](mailto:opendata@spenergynetworks.co.uk)
- **Open Data Portal:** [Home – SPENOpenDataPortal](#)
- **Data Request Form:** [Data Request Form](#)
- **General Open Data Portal Feedback:** [Feedback](#)
- **Data Triage Documentation:** [Risk Assessments & Methodologies](#)
- **Data Quality:** [Data Quality](#)

# Open Data Portal – 12 Month Trends



Total Registered Users

3310

Prior Month – 3,173

Dataset APIs

1.05m

Prior Month – 1m

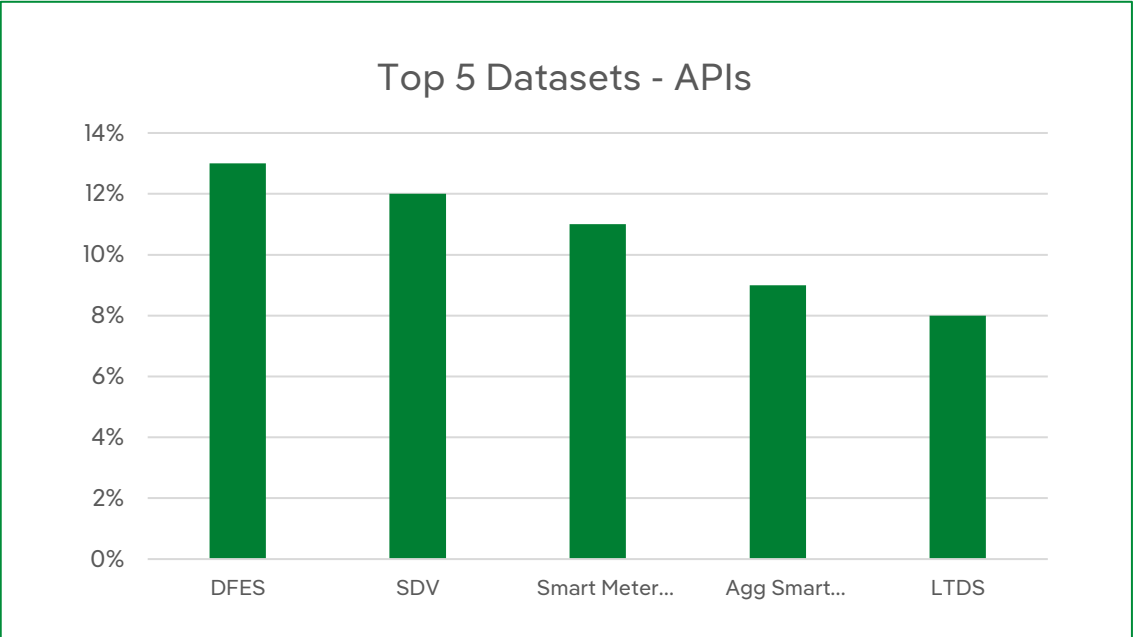
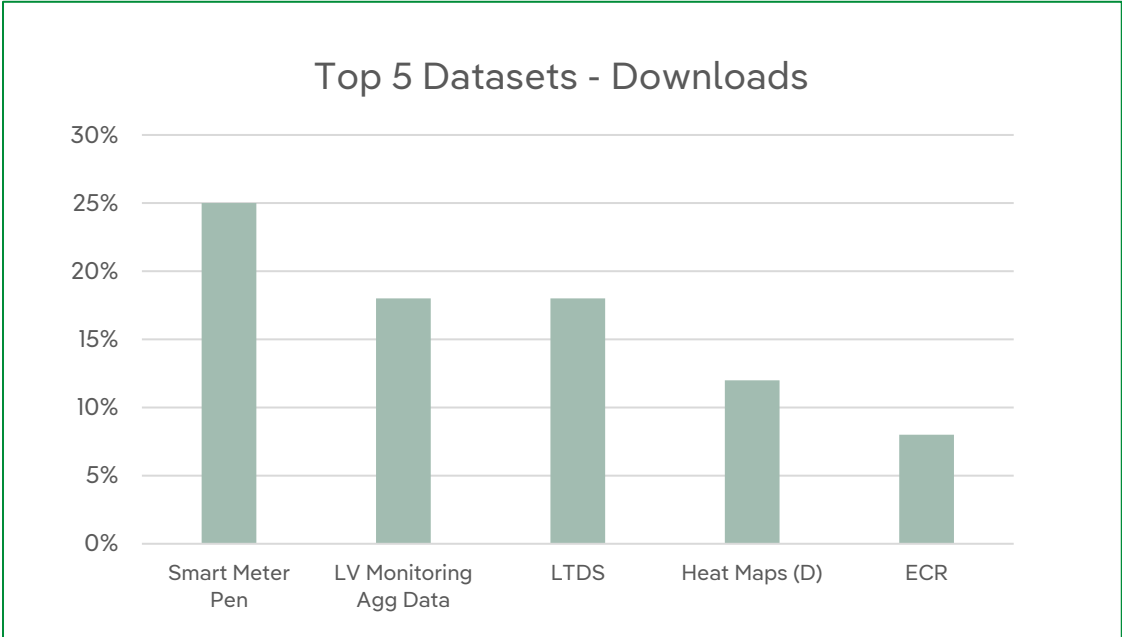
Downloads

52k

Prior Month – 50k

\*All stats based on Opendatasoft provided data.

# Open Data Portal – October 2025 Stats



Oct New Users

+137

Prior Month – 130

Oct Dataset APIs

75k

Prior Month – 78k

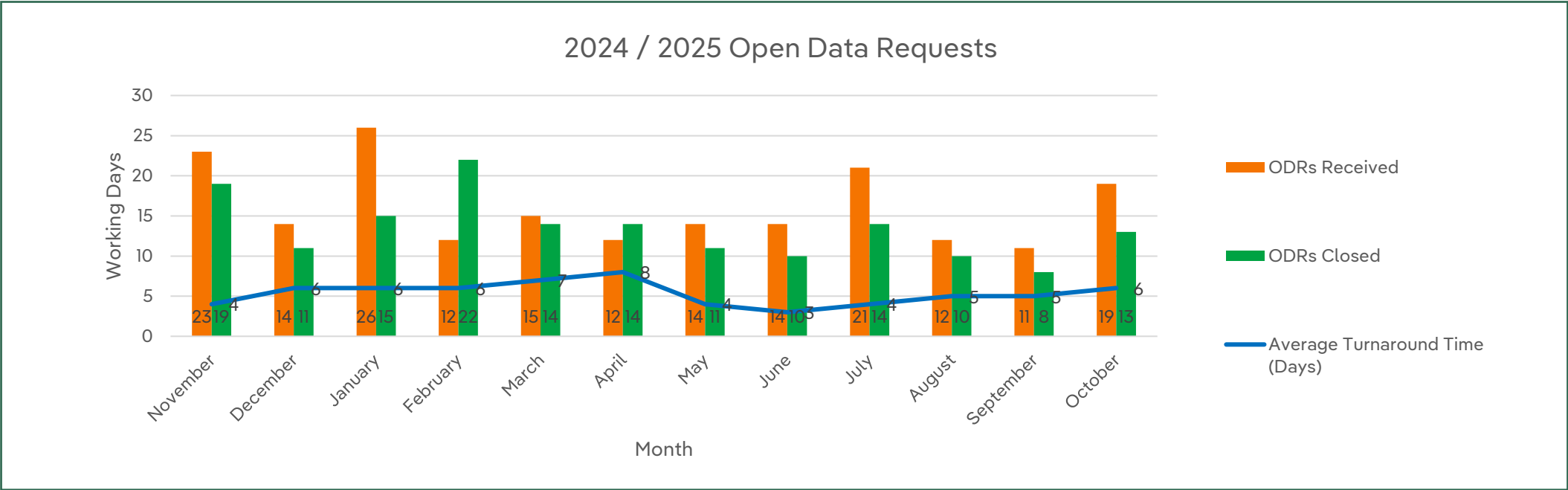
Oct Downloads

3k

Prior Month – 4.4k

\*All stats based on Opendatasoft provided data.

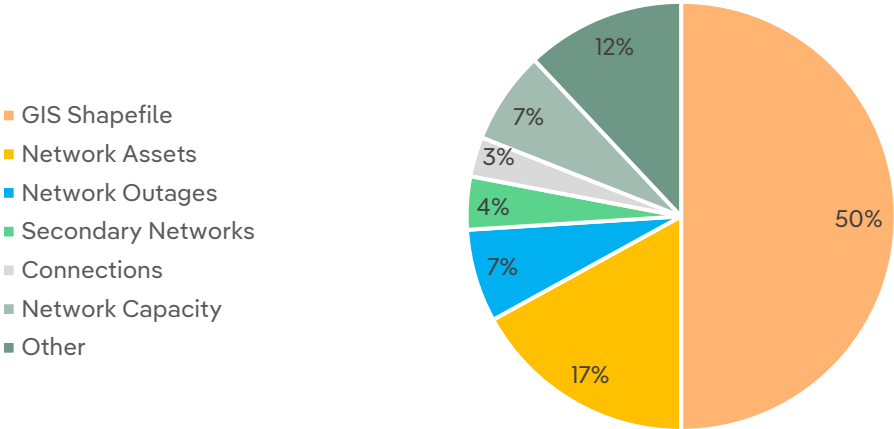
# Open Data Requests – Stats and Trends



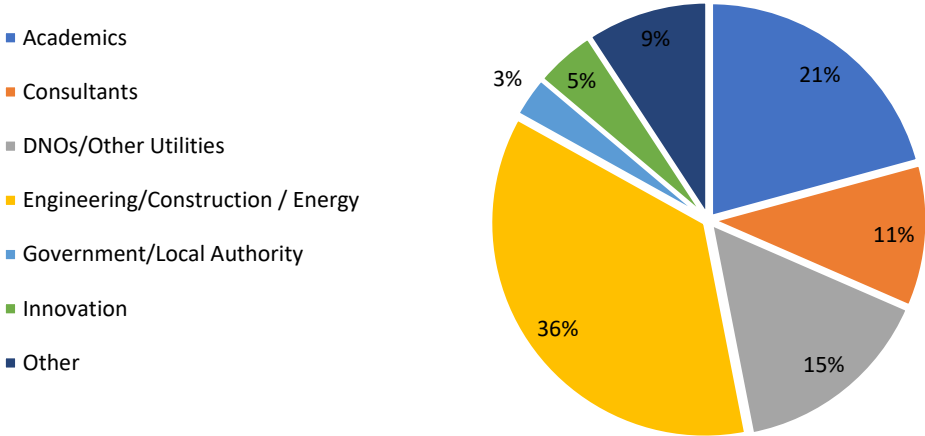
Oct Data Requests	Oct Turnaround Time (Days)	Average Monthly Data Requests	Average Turnaround Time (Days)
19	6	16	5

# Open Data Stats - Insights

Requests Categorisation



Portal Registrations - September



Cumulative Data  
Requests Received

595

Cumulative Data  
Requests Concluded

589

Live Data Requests  
in Progress

6

