

SP Distribution Future Energy Scenarios Key Findings

December 2020



1

Foreword

Welcome to our Distribution Future Energy Scenarios (DFES). This document summarises the key findings from our forecasts for how electricity generation and consumption may evolve in Central and Southern Scotland over the next 30 years. These forecasts are updates to those we published in July 2020, following incorporation of the ESO's 2020 FES scenario framework. This is one of a suite of documents we have created to explain our forecasts.



A changing landscape

The energy landscape is changing fast as the way our customers generate, consume, and interact with energy evolves. To deliver Net Zero carbon targets, a significant proportion of transport and building heating will need to be electrified. We are also going to see a further leap in renewable generation capacity as fossil fuel power stations close. This new demand and generation will push the distribution network beyond what it is designed for, meaning that our network will need to evolve to enable our customers' Net Zero transition. It is important that we understand the likely uptake of this new demand and generation, so we know how best to respond.

While the overall direction of travel towards Net Zero is clear, there are some areas where detailed action plans are still under development. How will local authorities turn their Climate Emergency status into action? How will domestic heating decarbonise beyond the UK Government's 2028 Energy White Paper target? Which communities will move faster than others?

Given these uncertainties and the ever changing energy landscape, creating a single forecast risks being misleading. Instead we set out four forecast scenarios which cover a range of credible pathways to describe the potential decarbonisation routes which our customers may follow.



Scott Mathieson
Network Planning &
Regulation Director

Working together

We do not endorse any particular scenario – our main role is to provide the safe, efficient, and reliable network capacity needed to enable the decarbonisation route that our customers and communities choose. To achieve this, these DFES forecasts are used to assess future network capacity requirements, and the investment needed to deliver this capacity.

Given the important role of these forecasts, we need to ensure that we have correctly forecast our customers' requirements; feedback from our stakeholders is vital for this. We welcome the feedback we have already received, which has been used in these latest forecasts. However, given the rate of change in the energy landscape, it is important that this stakeholder input is not a one-off, but a regular process. We therefore look forward to continuing to engage with you and understanding your insights, so we can ensure our network continues to meet your needs.

A final note: regardless of the decarbonisation pathway that our customers end up treading, we recognise that the distribution networks are a key enabler. We are already evolving the way we design, build and operate our networks, implementing innovative solutions, and embracing new technologies. We are doing this so that we can continue to provide our customers with a safe, reliable, and good value electricity supply, whatever the future holds.

2

Scottish Government

Our Distribution Future Energy Scenarios have been developed collaboratively with Scottish Government to meet their policies and legislated targets.



“ SP Energy Networks works closely with Scottish Government throughout the development of their scenarios.

In December 2020 the Scottish Government published an Update to the Climate Change Plan, showing how we intend to move towards ending Scotland's contribution to climate change by 2045. The update highlights ambitious policies and actions that Scottish Government is taking to meet our statutory interim target of a 75% reduction in greenhouse gas emissions by 2030, and shows how the effort to decarbonise needs to be shared across the whole of the economy.

It is clear that electricity distribution networks will be critical to our ambition in several areas: supporting the connection of zero carbon heating, charging of electric vehicles, and potential electrification of industrial processes. Over the period 2020 to 2030 emissions from our Transport sector will need to reduce by 41%. As well as reducing car kilometres by 20% over this period, we will also ensure that the need for petrol and diesel cars and vans is phased out with electric vehicles commonplace across Scotland. In our buildings sector, emissions need to reduce by two thirds over the decade. Scottish Government has committed to spend £1.6 Billion on heat and energy efficiency over the next parliament which will help deliver the doubling of the rate at which low carbon heating systems are installed every year until at least 2025.

Finally, the update highlights that emissions from electricity generation need to fall from low carbon to zero carbon by the end of the decade. This will mean continuing to grow renewable generation throughout the 2020s at all levels, from large-scale offshore wind to rooftop solar. The distribution networks will continue to play an important role in ensuring that Scotland's renewable generation capacity grows by between 11 and 16 GW by 2032.

Today the SPD network connects around 2 million households across central and southern Scotland along with 15% of Scotland's total renewable generation capacity. This electricity and wider energy system that the SPD network serves will need to change dramatically over the coming years; the Leading the Way and Consumer Transformation scenarios indicate the scale and the pace of this change. The Scottish Government believes that everyone across Scotland has the right to secure, affordable and increasingly low carbon energy. Electricity distribution networks have a central role to play in realising these ambitions. ”

Simon Gill,
Head of Whole System and Technical Policy
Directorate of Energy and Climate Change,
Scottish Government

3

Impact of Covid-19

Covid-19 has impacted every part of our society and the UK economy. The long-term impact of Covid-19 on electricity consumption and generation is still uncertain, as it depends on a complex range of societal and economic factors.



Our ways of working, socialising, and living have all changed this year. These changes have affected GB electricity consumption, reducing national demand to record low levels¹. Even though demand for electricity had started to recover, it saw another reduction during the second lockdown period. This winter, GB electricity demand is expected to be lower than last year². It is important to highlight that, during this challenging time, SP Energy Networks is focussed on continuing to provide a safe, secure and reliable supply for all our customers.

The longer-term impact of Covid-19 on customer demand and generation is still uncertain, as it depends on a complex range of societal and economic factors. Whilst Covid-19 is still having an immediate impact on our network operations and plans, we are starting to see government and industry reverting to ensuring society is tackling the climate change crisis. If anything, our Covid-19 experience has underlined the importance of this; it has challenged how we think about resilience and sustainability, and how we enact our response to this imperative. In this context, electricity networks will endure as vehicles for driving forward government plans for achieving Net Zero.

In the post Covid-19 period, electricity networks also have increased importance in acting as an economic catalyst in recovery; advisors to government are recommending green economic recovery investment in infrastructure for this reason.

The recently published Ten-Point Plan³, Energy White Paper⁴, and the Update to the Climate Change Plan⁵ for Scotland lay the foundation for a Green recovery. We believe that investing to deliver Net Zero targets presents a critical opportunity to restart our economy, deliver much needed jobs, and inject sufficient pace into the Net Zero transition. The role our networks can play is especially important to us as we consider both the national and devolved governments that we serve.

To realise this ambition, it will be important that Ofgem continues to regulate objectively; the need to invest in our networks has never been more important than it is now.

We will keep the impact of Covid-19 under review and, as the understanding of its impact on the energy system develops, we will incorporate this into future updates. In considering the impact of Covid-19, we would note that our DFES forecasts are long-term, looking out to 2050. We assume the Net Zero legislated targets will remain, and so the need for decarbonisation is unchanged.

¹ Source: <https://data.nationalgrideso.com/backend/dataset/b3c55e31-7819-4dc7-bf01-3950dccbe3c5/resource/ebd7e133-96da-4a8d-a5b6-039918717c8a/download/ngeso-covid-19-preparedness-01-07-vfinal.pdf>

² Source: <https://www.nationalgrideso.com/document/178126/download>

³ https://assets.publishing.service.gov.uk/government/uploads/system/uploads/attachment_data/file/936567/10_POINT_PLAN_BOOKLET.pdf

⁴ <https://www.gov.uk/government/publications/energy-white-paper-powering-our-net-zero-future>

⁵ <https://www.gov.scot/publications/securing-green-recovery-path-net-zero-update-climate-change-plan-20182032/>

4

Introduction

We are SP Energy Networks. We own and operate the electricity distribution network in the SP Distribution licence area covering Central and Southern Scotland. It is through this network of underground cables, overhead lines, and substations that 2 million homes, businesses, and public services are provided with a safe, economical, and reliable supply of electricity.



A safe and reliable electricity supply is key to most people's lives – we depend on it to light our homes, keep our food fresh, power our businesses, and enable our connected lifestyle. In the future, we will also increasingly rely on it to heat our homes and power our transport as we decarbonise our society.

External context

In response to the global climate change challenge, the Scottish Government has introduced a legally binding target for Scotland to achieve Net Zero (greenhouse gas emissions) by 2045. The Scottish Climate Change Act sets interim targets for emission reductions of 75% by 2030, and 90% by 2040. More recently, the Scottish Government has published the Update to the Climate Change Plan, which sets out the ambition to phase out the sale of new petrol and diesel cars and vans by 2030. This aligns with the UK Government's recently published Ten-Point Plan and Energy White Paper. At a more local level, a number of Scottish local authorities have declared climate emergencies.

Given that these targets depend on switching from fossil fuel use to electricity, these targets require a significant change to Scotland's electricity distribution network.

The DFES forecasts

In order to ensure our network has sufficient capacity to meet our customers' changing electricity needs, we need to forecast what our customers' usage is going to be

into the future (we forecast out to 2050). These forecasts need to cover how much electricity existing and new customers might consume (demand) and how much they might produce (generation). We call these forecasts Distribution Future Energy Scenarios (DFES).

We use this understanding of future customer needs to plan and design our network – the DFES forecasts help us understand where we might need to create more network capacity, and how our operational and maintenance activities should be undertaken. This in turn helps us calculate what financial investment is required, and to seek approval for this expenditure from Ofgem, via the RIIO business plan process. The DFES forecasts are the foundation on which we are producing our RIIO-ED2 Business Plan⁶ to meet our customers' needs.

Incorporating your views

Since our first DFES publication on 1st May 2020, we have engaged with a wide representation of our stakeholders to test the forecasts' data, methodology and outputs. That engagement generated a range of feedback on the forecasts, which we assessed and used to update forecasts in our July 2020 publication. This document further builds on the feedback received and updates the DFES forecasts following publication of the National Grid Electricity System Operator (ESO) 2020 Future Energy Scenarios (FES)⁷.

Different stakeholders will be interested in different levels of detail, so we have created a range of documents to explain our DFES⁸. If you have any questions on these forecasts, please do not hesitate to contact us at RIIO_ED2@spenergy.co.uk.

⁶ https://www.spenergy.co.uk/pages/our_riio_ed2_business_plan.aspx

⁷ <https://www.nationalgrideso.com/document/174541/download>

⁸ www.spenergy.co.uk/dfes

5

Our DFES forecasts

This section summarises the key findings from our updated DFES forecasts, following stakeholder feedback and the publication of the ESO's 2020 FES.

All the forecast values in our DFES are for the SP Distribution network covering Central and Southern Scotland; they are not forecasts for the whole of Scotland or the UK, or the transmission network⁹.



5.1 How we create the forecasts

To create this updated DFES, we used our previous DFES as the starting point. This previous DFES was built up using the ESO's 2019 FES, forecasts, stakeholder input, and a range of other input data, such as UK and Scottish government legislation, regional ambitions and development plans, and outputs from innovation projects.

This previous DFES was then updated to incorporate the ESO's 2020 FES scenario framework. As our previous DFES already incorporated the Net Zero legislative target, which remains unchanged, the stakeholder feedback we received on our previous forecasts is still highly relevant. We have therefore incorporated feedback in these December 2020 DFES forecasts.

Due to the evolving energy landscape, and the uncertainties surrounding our customers' routes to Net Zero, a single forecast scenario would not provide a comprehensive view. We therefore consider it appropriate to retain the approach of

creating four forecast scenarios, ensuring that a range of credible decarbonisation pathways are covered. These four scenarios represent differing levels of consumer ambition, government/policy support, economic growth, and technology development. They are described in [Section 5.2](#).

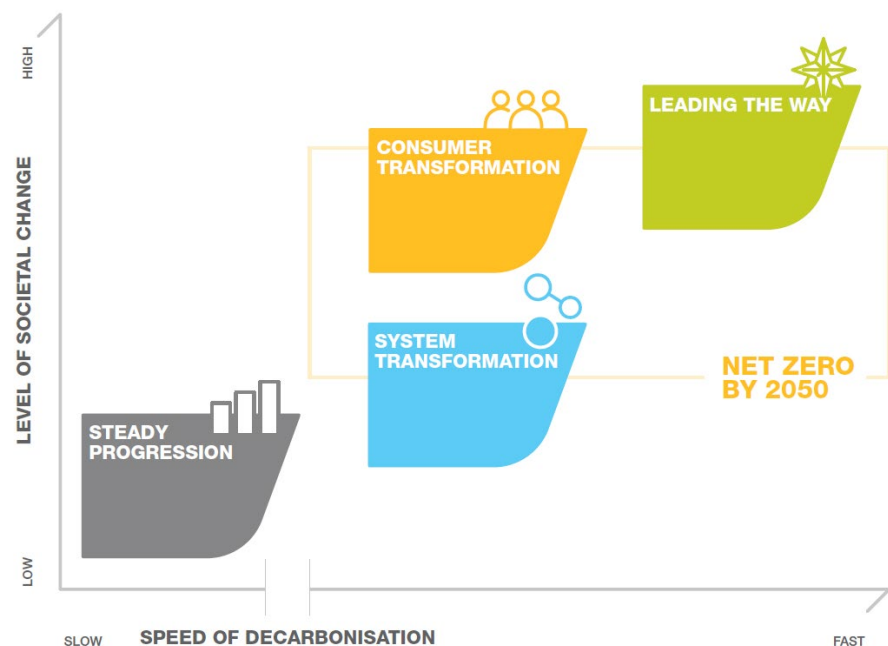
Our approach means we can produce forecasts for all key metrics for each scenario, at a sufficiently geographically granular level, for each year out to 2050. This level of detail gives us a greater understanding of the potential timing, magnitude and location of our customers' requirements, meaning that we can make more timely, targeted and efficient interventions in the network.

5.2 Scenarios overview

To illustrate their different representations, [Figure 1](#) maps the four scenarios against two metrics: speed of decarbonisation (how fast low carbon technologies are adopted) and level of societal change.

⁹Only large-scale offshore and onshore generation, and very large individual demand customers, are likely to be directly connected to the transmission network. This means that these DFES forecasts will capture nearly all demand and medium-scale, smaller-scale and domestic-scale generation in Central and Southern Scotland.

Figure 1 | Overview of the ESO's 2020 Future Energy Scenarios



In SPD Steady Progression (SP)¹⁰: progress is made on decarbonisation, however it is slower than in the other scenarios. While home insulation improves, there is still heavy reliance on natural gas, particularly for domestic heating. Electric vehicle take-up grows more slowly than in other sectors, displacing petrol and diesel vehicles for domestic use, however decarbonisation of other vehicles is slower with continued reliance on diesel for heavy goods vehicles. In 2045 this scenario still has significant annual carbon emissions, some way short of the 2045 Net Zero Scottish target.

In SPD Consumer Transformation (CT): the 2045 Net Zero target is met with measures that have a greater impact on consumers and is driven by greater levels of consumer engagement in the energy transition. For example, a typical domestic consumer will use an electric heat pump with a low temperature heating system and an electric vehicle, they will have had extensive changes to their home to improve its energy efficiency and most of their electricity demand will be smartly controlled to provide flexibility to the system. The system will have higher peak electricity demands that will be managed with flexible technologies including energy storage, demand side response and smart energy management.

In SPD System Transformation (ST): the 2045 Net Zero target is met, following a pathway that has the least consumer impact to do so. This scenario includes a high use of hydrogen for heating and other energy demands. The typical domestic consumer will experience less disruption than in Consumer Transformation as more of the significant changes in the energy system happen on the supply side, away from the consumer. For example, a typical consumer will use a hydrogen boiler with a mostly unchanged heating system and an electric vehicle or a fuel cell vehicle, they will have had fewer energy efficiency improvements to their home and will have lower engagement with opportunities to use their demand to provide flexibility to the system. Total hydrogen demand is high, and it is mostly produced from natural gas with carbon capture and storage.

In SPD Leading the Way (LW): rapid decarbonisation with high levels of investment in world-leading decarbonisation technologies. Consumers are highly engaged in acting to reduce and manage their own energy consumption. This scenario includes the highest and fastest improvements in energy efficiency to drive down energy demand, with homes retrofitted with insulation such as triple glazing and external wall insulation, and a steep increase in consumer participation in smart energy services. Hydrogen is used to decarbonise some of the most challenging areas of society such as some industrial processes, with this hydrogen produced solely from electrolysis powered by renewable electricity.

¹⁰ Source: scenario descriptions based on the ESO's 2020 FES (https://www.nationalgrideso.com/sites/eso/files/documents/introducing-the-fes-2020-scenarios_1.pdf)

5.3 Electricity demand

Understanding how electricity demand could evolve on the SP Distribution network is the first fundamental factor informing the need for network intervention to increase or manage network capacity. The main drivers of changing electricity demand are the electrification of heat and transport, i.e. increased electric vehicles and heat pumps.

Key findings 1 and 2 – Demand increases in all scenarios, and flexibility will be critical

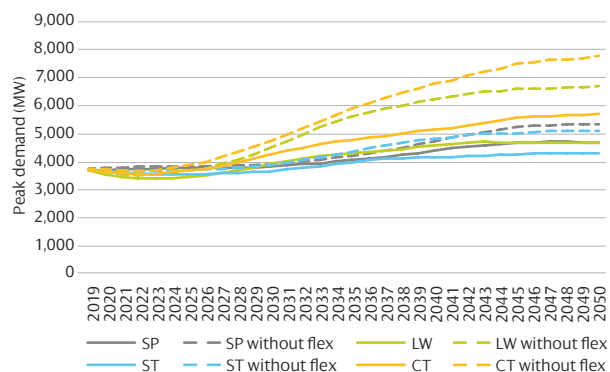
Figure 2 shows how the SP Distribution total peak demand will vary for the four scenarios. It shows this for two states:

- The dashed line assumes that no demand is flexible (i.e. it can't be shifted away from the peak demand period to less busy periods).
- The solid line assumes a degree of demand flexibility. Flexibility is relevant as it means electricity consumption can be moved from peak demand times to less busy times of the day, or to periods of high generation output. This reduces the network impact and the requirement for network interventions.

Key finding 1: All scenarios show materially increasing demand. This means that the distribution network will need intervention to provide more capacity to facilitate Net Zero.

Key finding 2: Demand flexibility can help reduce peak demand. This would deliver benefits to consumers. This means that we should all be working to enable flexibility.

Figure 2 | Electricity peak demand with and without flexibility



Key finding 3 – Demand increases in different regions at different speeds

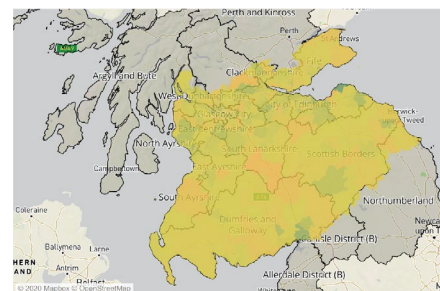
Figure 3 shows a geographically granular view on how peak demand could change from current levels for the high and low scenarios.

Key finding 3: There is clear variance in the demand changes seen between regions. This is because regions will decarbonise at different speeds and have different population densities.

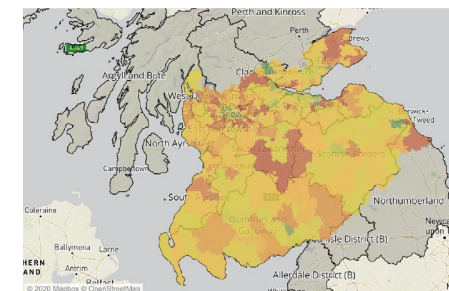
Figure 3 | Electricity peak demand changes from 2019 by primary substation area

Scale range: -3MW to >5MW

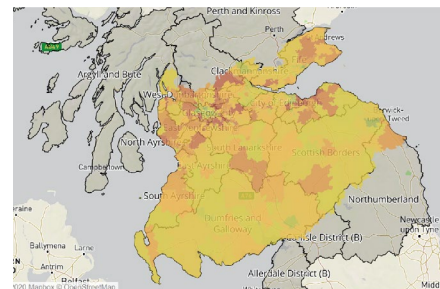
2030 – Low



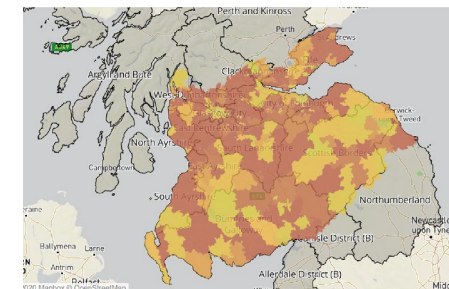
2050 – Low



2030 – High



2050 – High

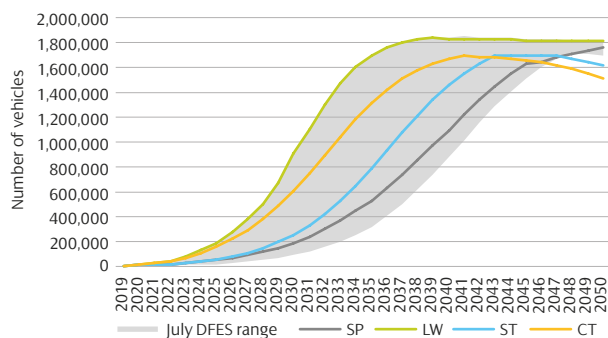


Key finding 4 – Electric vehicle growth is significant in all scenarios, but the growth occurs at different times

Figure 4 shows the forecast numbers of residential battery electric vehicles in Central and Southern Scotland. For comparison, the grey area shows the forecasted range (the difference between the lowest and highest scenario) from our July 2020 DFES.

Key finding 4: There is a high degree of variance in the number of electric vehicles by 2030. This variance is due to differing levels of ambition for no new petrol or diesel cars and vans, and policy supporting a faster uptake of electric vehicles to meet the carbon emission reduction targets. However, the total number of electric vehicles by 2050 is broadly similar across all scenarios.

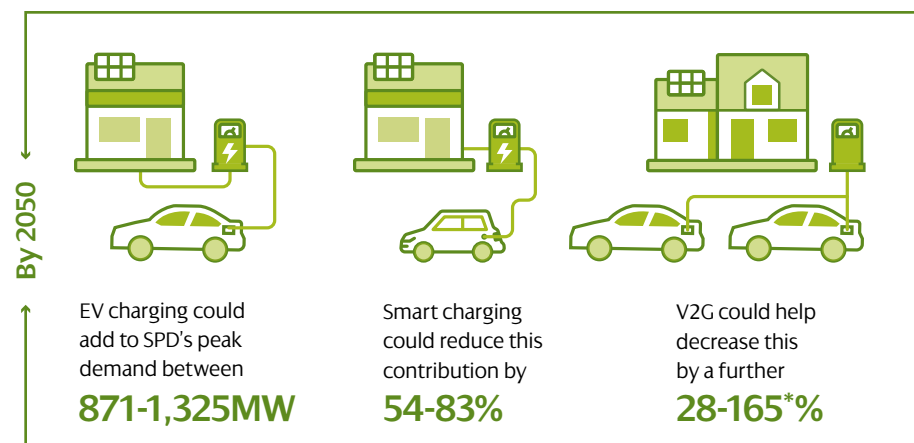
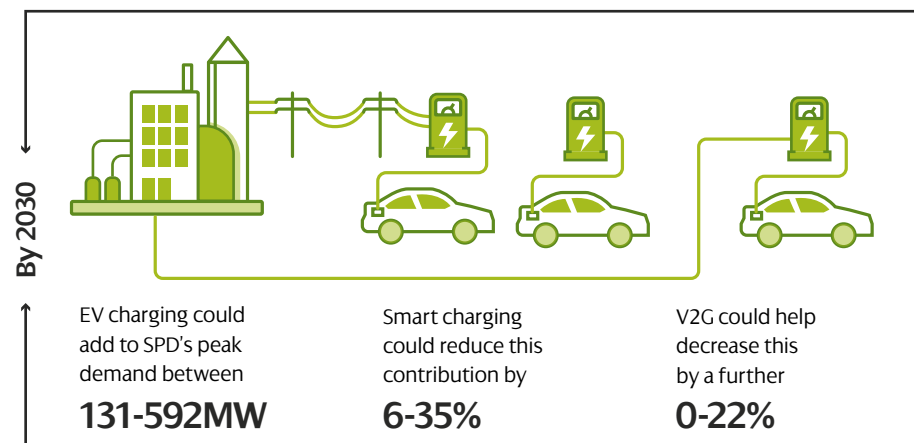
Figure 4 | Residential battery electric vehicle uptake



Key finding 5 – Electric vehicle smart charging must be enabled

Electric vehicle charging could have a significant impact on the SP Distribution peak demand if left unmanaged. Smart charging and vehicle to grid (V2G) are two ways to add flexibility to electric vehicle demand; respectively they help reduce this peak demand impact by shifting electric vehicle charging to a different time of day, and enabling electric vehicles to release electricity back to the network.

Key finding 5: Enabling smart charging and other measures, which allow electric vehicles to charge in a more flexible way, will significantly reduce their impact on the network. This will enable a faster electric vehicle roll-out and deliver lower electricity bills for customers.



*The peak demand reduction above 100% means vehicle to grid has gone beyond offsetting the peak demand contribution from electric vehicles.

Key finding 6 – How society decarbonises heat could have a big impact on electricity consumption

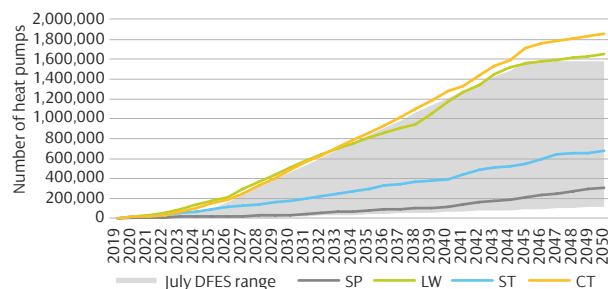
At the moment, a significant proportion of building heating is provided by natural gas or oil. This needs to change to achieve decarbonisation. There are three broad ways that domestic heating can be decarbonised: replacing natural gas with hydrogen in the gas network, district heating schemes, and heat pumps. Of these three options, heat pumps will have the greatest impact on the network given that they will increase the electricity consumption of every building.

Figure 5 shows the forecast uptake of heat pumps for the four scenarios. For comparison, the grey area shows the forecasted range (the difference between the lowest and highest scenario) from our July 2020 DFES.

Key finding 6: There is a high and enduring variance in the number of heat pumps across the scenarios. As the impact on electricity consumption is proportional to the number of heat pumps, this means that how society decarbonises heat will have a significant impact on peak demand and electricity networks.

To put this potential impact into perspective, the additional demand from heat pumps in the high scenario (taking account of flexibility) is approximately 1.5GW. By comparison, the additional demand from electric vehicles in the high scenario (taking account of flexibility) is around 230MW.

Figure 5 | Electric heat pump uptake



5.4 Electricity generation and storage

Understanding how electricity generation could evolve on the SP Distribution network is the second fundamental factor informing the need for network intervention to increase or manage network capacity. The main drivers are increased wind generation, solar photovoltaic (PV) generation, and storage.

Key finding 7 – Distributed generation increases in all scenarios

The volume of generation connected to the SP Distribution network out to 2050 will be affected by the overall requirement for more generation (to meet increased demand), and the decentralisation effect – how much of that generation will be smaller-scale (and so connected to the distribution network) versus larger-scale (and so connected to the transmission network).

Figure 6 shows how the total generation and storage capacity connected to the SP Distribution network will vary for the four scenarios. For comparison, the grey area shows the forecasted range (the difference between the lowest and highest scenario) from our July 2020 DFES.

To better illustrate what is driving the changes in generation, Figure 7 shows a breakdown of the generation and storage forecasts from Figure 6 by technology type, for 2030 and 2050.

Key finding 7: In the next ten years, generation capacity on our network is likely to triple, reaching circa 7GW. By 2050, our scenarios indicate there could be as much as 3-6 times more generation than today.

This generation growth is due to renewable generation and storage:

- Increases in solar PV capacity are significant across all scenarios – a potential fivefold increase this decade, and a 20 times increase by 2050. Our forecasts show that the great majority of this growth is due to ground mounted solar PV, rather than rooftop solar PV.
- There is significant variance in the levels of wind generation across the four scenarios. Wind generation is a cost-effective, established technology, so the extent of new wind generation will likely depend on the onshore planning regime, government/policy support, and local support for individual schemes.

Figure 6 | Total installed generation and storage capacity

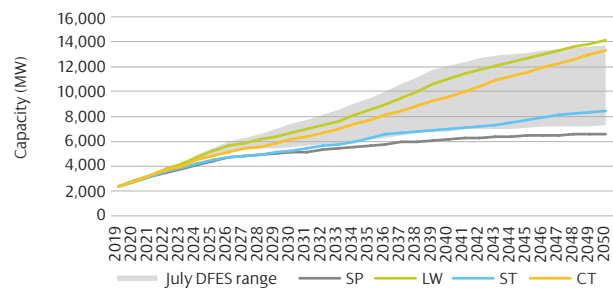
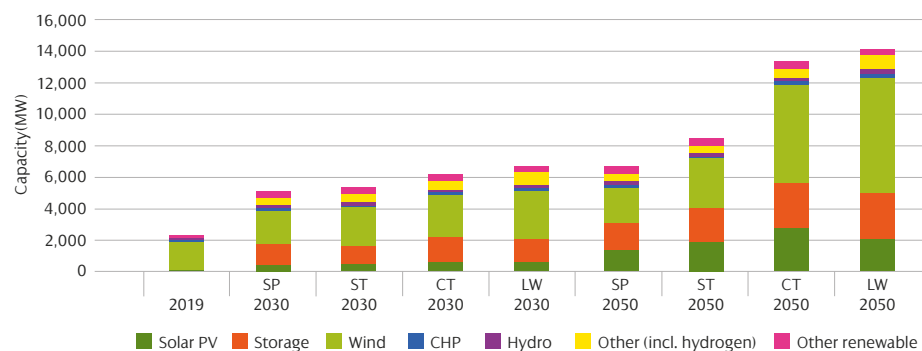


Figure 7 | Breakdown of installed generation capacity by technology type



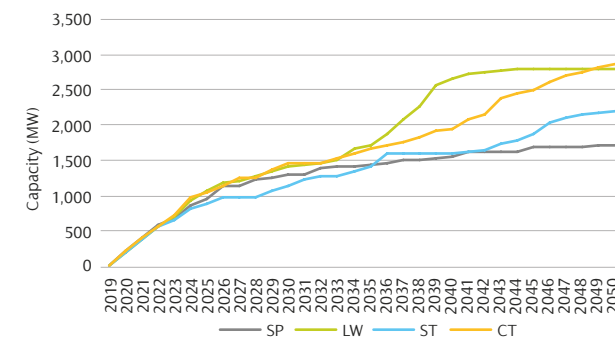
Key finding 8 – The future of storage looks strong

Electricity storage can range from large-scale pumped hydro schemes down to domestic-scale battery units. Electricity storage can help manage peak demand (by exporting to reduce local demand) and provide valuable system services (such as frequency response).

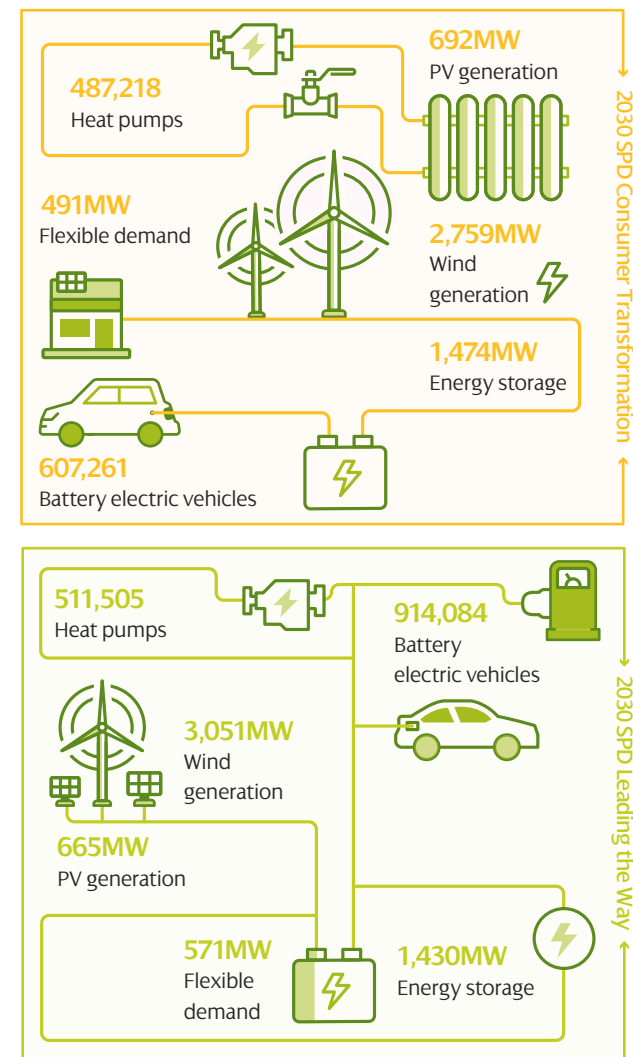
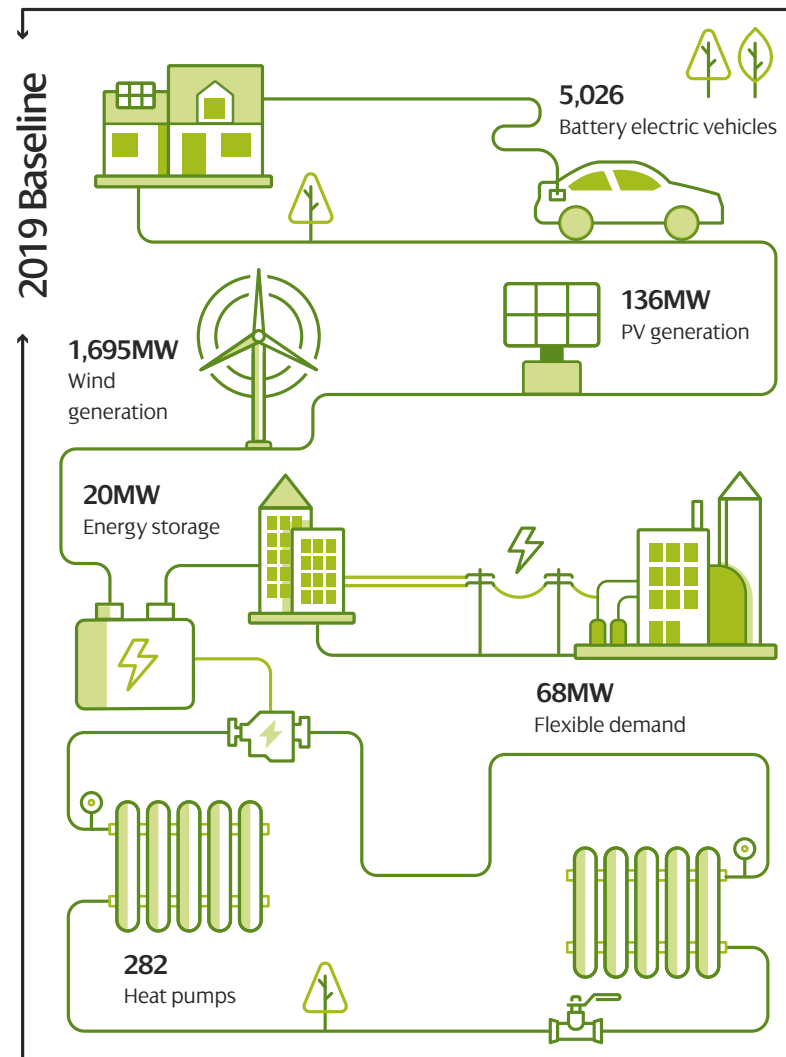
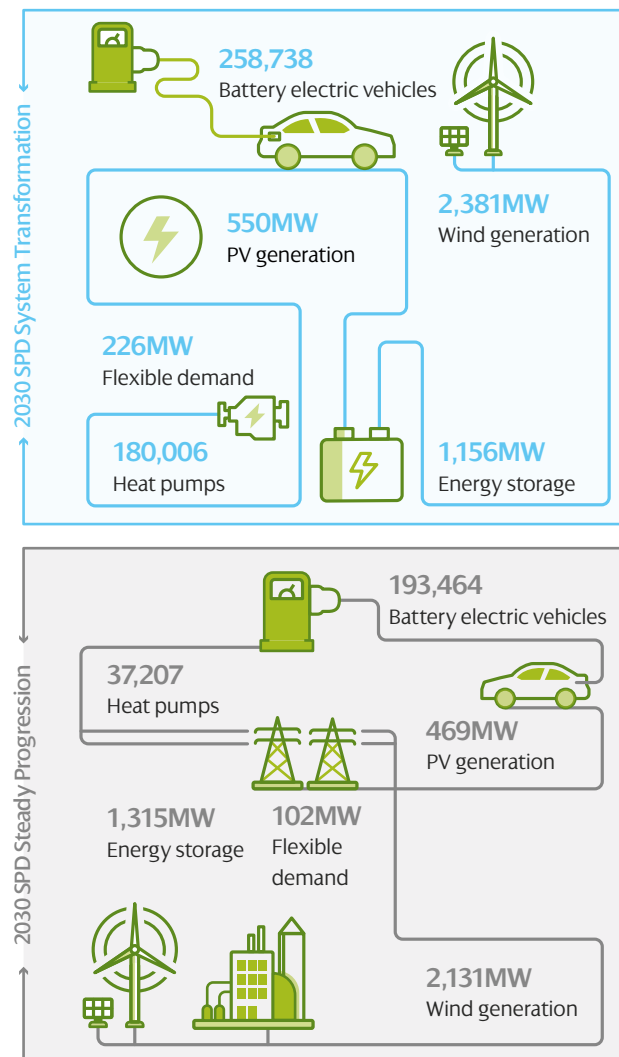
Key finding 8: Future increases in storage are significant across all scenarios – in the next five years there is likely to be more storage growth than in any other generation technology. Our forecasts show that the majority of this growth is due to larger-scale standalone storage, rather than domestic-scale storage at individual properties.

Figure 8 shows the forecast uptake of electricity storage for the four scenarios.

Figure 8 | Installed storage capacity



5.5 Key Figures – Changes from 2019 to 2030



Notes



SP ENERGY NETWORKS

SP Energy Networks
320 St Vincent Street
Glasgow, G2 5AD

Contact us

 facebook.com/SPEnergyNetworks

 twitter.com/SPEnergyNetwork

RIIO_ED2@spenergynetworks.co.uk

spenergynetworks.co.uk