

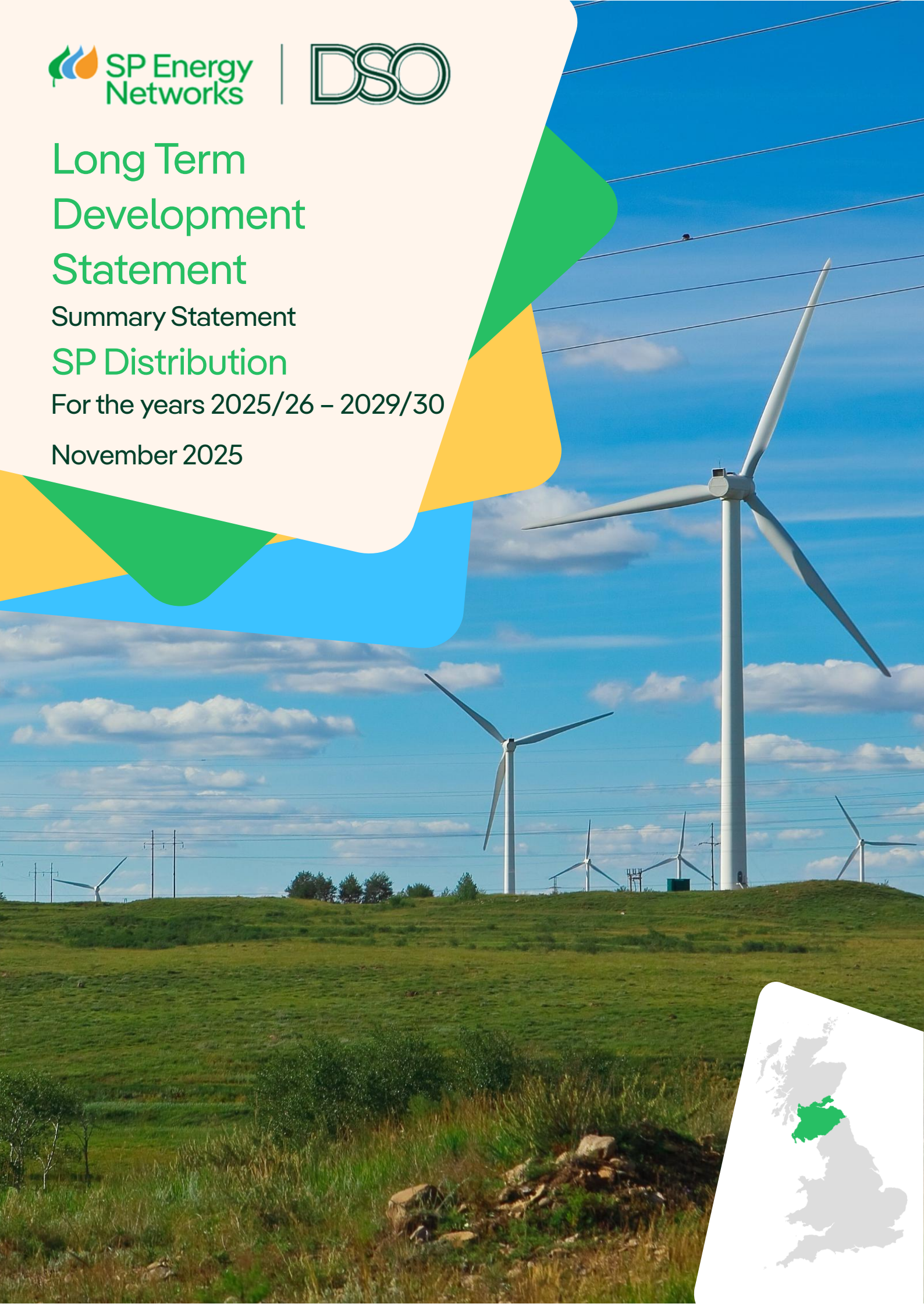
# Long Term Development Statement

Summary Statement

**SP Distribution**

For the years 2025/26 – 2029/30

November 2025



# Welcome to our Long Term Development Statement

Welcome to our Long Term Development Statement (LTDS). This publication provides detailed network planning data to enable users to evaluate opportunities associated with our networks. Sharing such data and working with our customers and stakeholders are critical to delivering a successful and just transition to Net Zero.

Electricity networks are at the heart of the Net Zero transition. Our main role is to provide the safe, efficient, and reliable network capacity needed to enable the decarbonisation route that our customers and communities choose.

We know from detailed modelling that this new demand, generation, and storage will increasingly push the distribution network beyond what it is designed for, meaning that our network needs to evolve to enable our customers' Net Zero transition.

Annually publishing our LTDS is just one measure we take to increase the transparency of how we plan and operate our distribution network, and is aligned with our approach of sharing an increasing range of network data with stakeholders.

The energy system requires significant digitalisation to meet the needs of current and future energy consumers, users and stakeholders. As the industry progresses towards more data-driven and interoperable systems, reforming the LTDS is essential to enhance its accessibility, accuracy and alignment with industry standards.

In addition to the LTDS network data and annexes, we have published our grid model data in Common Information Model (CIM) format. This marks an important step towards delivering standardised, machine-readable network data that supports advanced planning, analysis and integration across the energy system.

We hope you enjoy reading the LTDS. This document presents the 2025 LTDS network data annexes, supplemented by datasets that are accessible via our Open Data Portal.

If you have any queries on the LTDS publication or data, you can contact us via the means included in Section 1.9 Contact Information.

# Contents

|      |  |    |
|------|--|----|
| 1.1. | Who We Are   | 4  |
| 1.2. | Purpose of the SP Distribution Long Term Development Statement | 4  |
| 1.3. | How the LTDS Fits with Other Data Provision                    | 4  |
| 1.4. | An introduction to the SP Distribution Network                 | 7  |
| 1.5. | Content of the Long Term Development Statement                 | 8  |
| 1.6. | Annual Publication and Obtaining the LTDS                      | 8  |
| 1.7. | Engaging with Stakeholders                                     | 9  |
| 1.8. | Further Regulatory Information                                 | 9  |
| 1.9. | Contact Information  | 10 |

The information used to compile this Statement is derived from SP Distribution plc's own data. Whilst all reasonable care has been taken in the preparation of this data, SP Distribution plc is not responsible for any loss that may be attributed to the use of this information.

The Distribution Long Term Development Statement has been prepared by SP Distribution plc in accordance with Condition 25 of the Electricity Distribution Licence, issued under the Electricity Act 1989. The Statement is prepared in a form specified by the Gas and Electricity Markets Authority.

This document may not be reproduced, in whole or in part, for any purpose, without the written permission of SP Energy Networks.

## 1.1. Who We Are

We are SP Energy Networks, part of the ScottishPower Group of companies. We own and operate three electricity network licences:

- **SP Transmission plc (SPT)** is responsible for the transmission network in central and southern Scotland.
- **SP Distribution plc (SPD)** is responsible for the distribution network in central and southern Scotland.
- **SP Manweb plc (SPM)** is responsible for the distribution network in Merseyside, Cheshire, North Wales, and North Shropshire.

It is through these networks of underground cables, overhead lines, and substations that we provide, on behalf of supply companies, 3.6 million homes, businesses, and public services with a safe, reliable, and efficient supply of electricity.

## 1.2. Purpose of the SP Distribution Long Term Development Statement

The Long Term Development Statement (LTDS) provides information on the operation and development of our 33 kV and 11 kV distribution network in our SP Distribution licence area. This includes a range of information such as network asset technical data, network configuration, geographic plans, fault level information, demand and generation levels, and planned works. This information is contained in attached Excel and pdf files which, together with this summary document, form the LTDS.

The purpose of the LTDS is to provide information on the distribution system that may be of use to developers wishing to connect to, or make use of, the distribution system. Information on how to connect onto our network can be found on our website<sup>1</sup>.

The data is provided to enable developers to identify opportunities and carry out high level assessments of the capability of the network to support their demand or generation development. Future network development plans are included to advise existing and potential users of significant changes to the system, which may have an impact on their development plans.

A main update is published every November with a minor update every May.

## 1.3. How the LTDS Fits with Other Data Provision

Publishing our LTDS is just one measure we're taking to increase the transparency of how we plan and operate our distribution network, and is aligned with our approach of sharing an increasing range of network data with stakeholders. Other ongoing data provision includes:

---

<sup>1</sup> Available here: [http://www.spenergynetworks.co.uk/pages/getting\\_connected.aspx](http://www.spenergynetworks.co.uk/pages/getting_connected.aspx)

- Distribution Future Energy Scenarios (DFES)<sup>2</sup> – these are forecasts for key customer demand and generation metrics up until 2050. We develop these considering a range of sources, including UK & devolved government targets and other industry forecasts. Given the uncertainties out to 2050, we create forecasts for four main energy scenarios. These scenarios represent differing levels of customer ambition, government and policy support, economic growth, and technology development. Our stakeholders review our forecasts and we make changes based on their well-justified feedback. We update our DFES annually.
- Network Development Plan (NDP)<sup>3</sup> – the primary objective of the NDP is to provide information on available network capacity to accommodate demand and generation growth, and interventions the DNO plans which will increase network capacity (such as flexibility use and reinforcement). The NDP is a medium-term outlook and is designed to sit between shorter-term LTDS and long-term DFES.
- Embedded Capacity Register (ECR)<sup>4</sup> – previously known as the System Wide Resource Register, this provides information on generation and storage resources ( $\geq 50\text{kW}$ ) that are connected, or accepted to connect, to our distribution network. It is updated on the 10<sup>th</sup> working day of each month.
- Heatmaps<sup>5</sup> – this interactive mapping tools provides a geographic view of where there is available network capacity to accommodate new generation.
- Flexibility tenders<sup>6</sup> – we tender for flexibility for all viable network constraints. When we run tenders we publish information on the location, magnitude, and duration of the constraint. In some cases, we will also send ceiling price information. We run tenders twice annually.

---

<sup>2</sup> Our DFES is available here:

[https://www.spenergynetworks.co.uk/pages/distribution\\_future\\_energy\\_scenarios.aspx](https://www.spenergynetworks.co.uk/pages/distribution_future_energy_scenarios.aspx)

<sup>3</sup> Our NDP is available here:

[https://www.spenergynetworks.co.uk/pages/network\\_development\\_plan.aspx](https://www.spenergynetworks.co.uk/pages/network_development_plan.aspx)

<sup>4</sup> Our ECR is available here:

[https://www.spenergynetworks.co.uk/pages/embedded\\_capacity\\_register.aspx](https://www.spenergynetworks.co.uk/pages/embedded_capacity_register.aspx)

<sup>5</sup> Our heatmaps are available here:

[https://www.spenergynetworks.co.uk/pages/connection\\_opportunities.aspx](https://www.spenergynetworks.co.uk/pages/connection_opportunities.aspx)

<sup>6</sup> Our flexibility tenders are available here:

<https://www.spenergynetworks.co.uk/pages/flexibility.aspx>

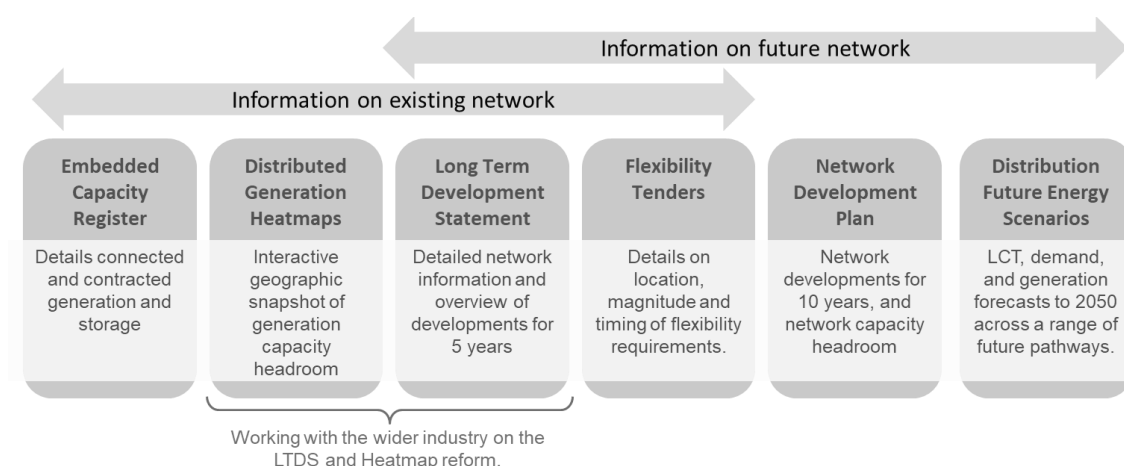


Figure 1: How our LTDS fits with other data provision

Looking forward, given the value of data share, we plan to share a wider range of historical, near-time, real-time, and forecast data with stakeholders. This will be underpinned by infrastructure to gather, assess, and share data, and engagement with stakeholders to prioritise data publication. Please see our Open Data Portal<sup>7</sup> for more information on the network data we share and our Data Strategy.

### Common Information Model (CIM)

As the industry progresses towards more data-driven and interoperable systems, reforming the LTDS is essential to enhance its accessibility, accuracy, and alignment with industry standards. The revised form of LTDS introduces important new requirements for providing grid model data using CIM data standard, improving interoperability across the industry and maximising opportunities for users to access network data. This initiative aims to modernise and enhance the management and presentation of our data.

We are proud to announce a major milestone in this journey. For the first time we have published the CIM Physical Model (EQ profile) representing the existing network across our entire licence area. This achievement marks a critical step towards delivering standardised, machine-readable network data that supports advanced studies, automation, and integration across the energy system.

The LTDS reforms commenced in August 2021, following extensive consultations with industry stakeholders and regulatory bodies. The project is structured in phases, with each phase focusing on specific aspects of the reformation to ensure smooth transition and implementation. Future phases will expand the scope to include additional CIM profiles and future network representations.

We continue to work closely with our regulator Ofgem and the industry to identify ongoing improvements and reforms to the LTDS. We will ensure our publications are aligned with the

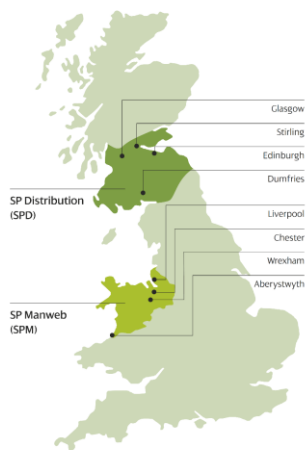
<sup>7</sup> Our Open Data Portal. Available at:

<https://spenergynetworks.opendatasoft.com/pages/home/>

latest developments and requirements from this national working group. Further details can be found on the Ofgem website<sup>8</sup>.

## 1.4. An introduction to the SP Distribution Network

The SP Distribution network supplies nearly 2.02 million customers in Central and Southern Scotland. The geographical area extends from Stirling in the North, Glasgow and Ayr in the West, Edinburgh in the East and Dumfries & Galloway in the South, covering an area of over 21,905 km<sup>2</sup>. Electricity is taken from SP Transmission's 400 kV, 275 kV and 132 kV networks and distributed to our customers through a succession of networks operating at 33 kV, 22 kV, 11 kV, 6.6 kV and 400/230 V. There are also connections to Scottish & Southern Electricity Networks in the North and to an area around Berwick-upon-Tweed to the South of the Border.



### SP Distribution Network Overview

#### Distribution voltages:

33 kV, 22 kV, 11 kV, 6.6 kV, 400/230 V

#### Assets (HV and above):

|                     |           |
|---------------------|-----------|
| Overhead lines:     | 16,146 km |
| Underground cables: | 16,826 km |
| Transformers:       | 42,897    |

#### Customers:

|                        |              |
|------------------------|--------------|
|                        | 2.02 million |
| System max demand:     | 3.14 GW      |
| Connected generation:  | 3.26 GW      |
| Contracted generation: | 7.78 GW      |

Customer demand on the distribution system and the operation of generators are dynamic in nature and are dependent on many factors. The weather, dawn/dusk times, social or sports events, and relative fuel cost all play a part in shaping the load profile and generation patterns. The demand on the SP Distribution system varies throughout the day and over the seasons. Peak demand on the system generally occurs on a weekday in mid-winter and the minimum demand at the weekend during summer. The maximum system demand for the SP Distribution area for 2024/2025 was 3,138 MW on 9<sup>th</sup> January 2025 for the half hour period ending 18:00 hours.

Looking forward, our DFES forecasts a considerable increase in the medium to longer term driven by the electrification of customer heat and transport and increases in industrial and commercial load. We are also going to see a further leap in embedded renewable generation to power these. We will need to use a range of intervention types to accommodate this growth, included flexibility services, smart solutions, energy efficiency, network reinforcement, and new innovative solutions.

---

<sup>8</sup> OFGEM. <https://www.ofgem.gov.uk/>

## 1.5. Content of the Long Term Development Statement

The Long Term Development Statement consists of the following content:

### Part 1: Introduction

### Part 2: Summary Information

- Network long term vision
- Design and operation philosophies of the network
- Network characteristics
- Indication of geographical arrangement of the network
- Statutory obligations and industry standards
- References to engineering recommendations and SPEN documentation
- Contact information

### Part 3: Detailed Information

- Schematic diagrams detailing the normal operation of the distribution network
- Table 1: Circuit Data
- Table 2: Transformer Data
- Table 3: System Loads
- Table 4: Fault Levels
- Table 5: Embedded Generation
- Table 6: Connection Activity
- Table 7: Substation Abbreviation Codes
- Table 8: Predicted Changes
- Table 9: System Schematics
- Table 10: Geographic Plans

### Part 4: Development Proposals

- Network development proposals
- Connection request statistics

### Part 5: Grid Modelling

- CIM profiles
- Model types
- Staged publication

### Part 6: Additional Information

- Technical references
- Useful contacts

The information contained within this document is derived from SP Distribution plc's own data. Whilst all reasonable care has been taken in the preparation and consolidation of this data, SP Distribution is not responsible for any loss that may be attributed to the use of this information.

## 1.6. Annual Publication and Obtaining the LTDS

The network changes over time and the data contained within the LTDS include the known and anticipated developments at the data freeze date, usually the end of August each year. The analytical models, which form the basis of the LTDS data, are finalised by the end of October. System maximum demand data and Grid Supply Point (GSP) loads are for the

period April to March. The detailed data tables (Part 3) is fully reassessed on an annual basis for publication in November each year. A brief mid-year update summary is published in May.

Access to the LTDS requires registration. After registration, the LTDS document and associated data tables are available for download. There is no cost either for the registration or the download – accessing the LTDS is free of charge.

## 1.7. Engaging with Stakeholders



Stakeholder views are important to us. We have been engaging with stakeholders and customers to understand our stakeholder's priorities. This covered a wide variety of areas, from storm resilience and flood protection, to improving supplies to poorly served customers, future proofing the network and innovation to provide network capacity information for new customers.

In response to requests, over recent years we have sought to improve the content and data format of the LTDS, it is now more widely accessible with data provided in more convenient formats.

Information on the location of network assets and capacity available can be found using our interactive mapping tool.

We continue to work with Ofgem and welcome stakeholder and customer feedback; please visit our website for further details<sup>9</sup>.

## 1.8. Further Regulatory Information

SP Energy Networks is a regulated business. We must meet certain criteria in order to meet our licence conditions. You can find further details on our website<sup>10</sup>.

---

<sup>9</sup> Available here:

[https://www.spenergynetworks.co.uk/pages/stakeholder\\_engagement.aspx](https://www.spenergynetworks.co.uk/pages/stakeholder_engagement.aspx)

<sup>10</sup> Available here:

[https://www.spenergynetworks.co.uk/pages/regulation\\_guidance\\_leaflets.aspx](https://www.spenergynetworks.co.uk/pages/regulation_guidance_leaflets.aspx)

## 1.9. Contact Information

Should you wish clarification on any aspect of this document, please contact:



**ADDRESS:** Jennifer Miller  
Lead Engineer  
SP ENERGY NETWORKS  
SCOTTISHPOWER HOUSE  
320 St. Vincent Street  
GLASGOW G2 5AD

**Email:** [j.miller@spenergynetworks.co.uk](mailto:j.miller@spenergynetworks.co.uk)

Please see Section 6.4 of the full LTDS document for contact details for other parts of SP Distribution and SP Energy Networks (such as new connections) and for other organisations mentioned in our LTDS.

Opportunities exist for the connection of new load or generation throughout our distribution system. System conditions and connection parameters are site specific and therefore the economics of a development may vary across the system. Developers are encouraged to discuss their development opportunities and we will be pleased to advise on connection issues.